



Display
WAREHOUSE

OFFICE: 011 516 0044
WHATSAPP: 072 919 9778
sales@displaywarehouse.co.za
www.displaywarehouse.co.za

CONTENTS

MANNEQUINS	4
FEMALE MANNEQUINS.....	5
MALE MANNEQUINS.....	39
CHILDRENS MANNEQUINS.....	62
MANNEQUIN ACCESSORIES.....	76
DISPLAY & CLOTHING RAILS	87
CLOTHING RAILS.....	88
COMBINATION DISPLAYS.....	101
DISPLAY TABLES.....	105
SPECIALISED RAILS.....	110
GARMENT STEAMERS	113
HANGERS & HANGER ACCESSORIES	115
ADULT HANGERS.....	116
CHILDRENS HANGERS.....	132
LINGERIE HANGERS.....	135
FOOTWEAR HANGERS.....	138
SCARF HANGERS.....	140
HANGER ACCESSORIES.....	143
GARMENT COVERS	145
SLATWALL DISPLAY SYSTEMS	149
SLATWALL PANELS.....	150
SLATWALL STANDS & DISPLAYS.....	152
SLATWALL WALL BANDS.....	155
SLATWALL PANEL ACCESSORIES.....	157
SLATWALL HOOKS, RAILS & BASKETS.....	159
SLATWALL SHELVES & BRACKETS.....	168
SLATWALL FOOTWEAR DISPLAYS.....	171
LADDERS	174
TROLLEYS, BASKETS & ACCESSORIES	176
DELIVERY & TRANSPORTATION TROLLEYS.....	177
SHOPPING BASKETS & TROLLEYS.....	181
TROLLEY ACCESSORIES.....	185
SLOTTED CHANNEL DISPLAY SYSTEMS	187
UNIVERSAL CHANNEL & ACCESSORIES.....	188
SA CHANNEL & ACCESSORIES.....	191
LOCAL CHANNEL & ACCESSORIES.....	194
CONCEALED WALL BAND SYSTEMS.....	197
CHUNKY WALL BAND SYSTEMS.....	199
BAR & TUBING DISPLAY SYSTEMS	201
SQUARE BAR SYSTEM & HOOKS.....	202
RECTANGULAR BAR SYSTEM & HOOKS.....	206
ROUND TUBE SYSTEM & HOOKS.....	210
WALL MOUNT DISPLAY SYSTEMS	212
COMPLETE WALL MOUNT DISPLAYS.....	213
WALL MOUNT HOOKS.....	215

GRID DISPLAY SYSTEMS	218
GRID PANELS & STANDS.....	219
GRID MESH HOOKS & BASKETS.....	221
PEGBOARD DISPLAY SYSTEMS	224
PEGBOARD DISPLAY STANDS.....	225
ROTATING PEGBOARD DISPLAYS.....	227
PEGBOARD HOOKS.....	229
FURNITURE & COUNTERS	232
RETAIL & CHECKOUT COUNTERS.....	233
FREESTANDING FITTING ROOMS.....	236
CHAIRS & TABLES.....	238
DISPLAY CABINETS & COUNTERS	240
GLASS DISPLAY COUNTERS.....	241
GLASS DISPLAY CABINETS.....	244
ROTATING DISPLAY UNITS.....	246
COUNTERTOP DISPLAY CABINET.....	248
CABINET & COUNTER ACCESSORIES.....	250
GLASS DISPLAY CUBES.....	252
COUNTERTOP & DISPLAY STANDS	254
BAG DISPLAY STANDS.....	255
COUNTERTOP BAG & WALLET DISPLAYS.....	257
COUNTERTOP COSMETICS DISPLAYS.....	261
HEADWEAR DISPLAY STANDS.....	263
COUNTERTOP HEADWEAR DISPLAYS.....	265
BROCHURE DISPLAY STANDS.....	267
COUNTERTOP BROCHURE DISPLAYS.....	270
EYEWEAR DISPLAY STANDS.....	273
COUNTERTOP EYEWEAR DISPLAYS.....	275
FOOTWEAR DISPLAY STANDS.....	277
COUNTERTOP FOOTWEAR DISPLAYS.....	279
TRAYS & STACKABLE DISPLAYS.....	283
MIRROR DISPLAY STANDS.....	285
MISC. DISPLAY STANDS.....	287
MISC. COUNTERTOP DISPLAYS.....	290
JEWELLERY DISPLAY PRODUCTS	294
JEWELLERY DISPLAY STANDS.....	295
BRACELET & WATCH DISPLAYS.....	297
NECKLACE DISPLAYS.....	299
EARRING DISPLAYS.....	301
JEWELLERY BOXES.....	303
MISC. JEWELLERY DISPLAYS.....	306
WIRE DISPLAY SYSTEMS	309
BASKET & TROLLEY DISPLAYS.....	310
WIRE SHELVING DISPLAYS.....	315
PACKING & PACKAGING EQUIPMENT	319
PACKAGING EQUIPMENT & ACCESSORIES.....	320
PACKING BAGS.....	322

CONTENTS

- POINT OF SALE PRODUCTS.....324**
 - MONEY PROCESSING EQUIPMENT.....325
- SUPERMARKET SHELVING & RACKING327**
 - STORE & SUPERMARKET SHELVING.....328
 - CHECKOUT DISPLAY STANDS.....353
 - STORE DISPLAY STANDS.....355
 - DISPLAY & WAREHOUSE RACKING.....357
 - PALLET RACKING.....360
- SAFETY & SECURITY PRODUCTS362**
 - ANTI-THEFT SECURITY SYSTEM.....363
 - TURNSTILES & SWING GATES369
 - BARRIER & QUEING SYSTEMS.....371
 - METAL DETECTORS & TASERS.....374
 - LOCKERS.....377
 - PERSONAL PROTECTIVE EQUIPMENT.....379
 - SECURITY MIRRORS.....381
 - SECURITY & PROTECTIVE CLOTHING.....383
 - COMMUNICATION EQUIPMENT.....385
 - MISC. SECURITY EQUIPMENT.....387
- PRICING & SIGNAGE PRODUCTS389**
 - SIGNAGE & DISPLAY SCREENS.....390
 - ADVERTISING & PRICING EQUIPMENT.....393
 - STATIONARY.....396
 - ADVISORY SIGNAGE.....398
- SCALES & WEIGHING EQUIPMENT..... 400**
- HARDWARE & TOOLS.....403**
- MISC. PRODUCTS..... 405**
 - WELCOME MATS..... 406
 - CLEANING PRODUCTS.....408

MANNEQUINS



FEMALE MANNEQUINS





ABSTRACT & EGGHEAD MANNEQUINS





Item No: FM-E90C
Colours:
FM-E90C : Chocolate
Brown Gloss

Features:
Egghead Facial Structure
Bold Head | Wig Compatible
Footwear Compatible



Item No: FM-115
Colours:
FM-115B : Black Gloss
FM-115W : White Gloss

Features:
Egghead Facial Structure
Bold Head | Wig Compatible
Height: 1 800 mm



Item No: FM-215
Colours:
FM-215B : Black Gloss
FM-215W : White Gloss

Features:
Egghead Facial Structure
Bold Head | Wig Compatible
Height: 1 800 mm



Item No: FM-315
Colours:
FM-315B : Black Gloss
FM-315W : White Gloss

Features:
Egghead Facial Structure
Bold Head | Wig Compatible
Height: 1 800 mm



Item No: FM-415
Colours:
FM-415B : Black Gloss
FM-415W : White Gloss

Features:
Egghead Facial Structure
Bold Head | Wig Compatible
Height: 1 800 mm



Item No: FM-Q62B
Colours:
FM-Q62B : Black Gloss

Features:
Egghead Facial Structure
Bold Head | Wig Compatible



Item No: FM-E05 **Features:**
Colours: Egghead Facial Structure
 FM-E05B : Black Gloss Bold Head | Wig Compatible
 FM-E05W : White Gloss Approx Height: 1 800 mm

Item No: FM-E07 **Features:**
Colours: Egghead Facial Structure
 FM-E07B : Black Gloss Bold Head | Wig Compatible
 FM-E07W : White Gloss Approx Height: 1 800 mm

Item No: FM-E09 **Features:**
Colours: Egghead Facial Structure
 FM-E09B : Black Gloss Bold Head | Wig Compatible
 FM-E09W : White Gloss Approx Height: 1 800 mm



Item No: FM-E08 **Features:**
Colours: Egghead Facial Structure
 FM-E08B : Black Matt Durable ABS Composition
 FM-E08G : Grey Matt Bold Head | Wig Compatible
 FM-E08W : White Gloss Footwear Compatible

Item No: FM-A09E **Features:**
Colours: Abstract Facial Structure
 Light Skin Tone Durable PE Composition
 Bold Head | Wig Compatible
 Footwear Compatible

Item No: FM-E38 **Features:**
Colours: Composition: Plastic
 FM-E38B : Black Matt Large Bust
 Egghead Facial Structure
 Bold Head | Wig Compatible



Item No: FM-A18

Colours:

Approx. Measurements:

Bust: 81cm
Waist: 61 cm
Hip: 86 cm

FM-A18B : Black Matt*
FM-A18C : Charcoal Grey
FM-A18F : Light Skin Tone*
FM-A18G : White Gloss
FM-A18W : White Matt*



Item No: FM-E21

Colours:

Approx. Measurements:

Bust: 81cm
Waist: 61 cm
Hip: 86 cm

FM-E21B : Black Matt*
FM-E21C : Charcoal Grey
FM-E21G : White Gloss
FM-E21R : Rose Gold Gloss
FM-E21W : White Matt*



Item No: FM-E31

Colours:

Approx. Measurements:

Bust: 81cm
Waist: 61 cm
Hip: 86 cm

FM-E31B : Black Matt*
FM-E31C : Charcoal Grey
FM-E31G : White Gloss
FM-E31S : Silver Gloss
FM-E31W : White Matt*



Item No: FM-E35

Colours:

Approx. Measurements:

Bust: 81cm
Waist: 61 cm
Hip: 8x6 cm

FM-E35B : Black Matt*
FM-E35C : Charcoal Grey
FM-E35K : Black Gloss
FM-E35S : Silver Gloss
FM-E35W : White Matt*



Item No: FM-E45

Colours:

Approx. Measurements:

Bust: 81cm
Waist: 61 cm
Hip: 86 cm

FM-E45B : Black Matt
FM-E45C : Charcoal Grey
FM-E45G : White Gloss
FM-E45K : Black Gloss
FM-E45G : Gold Gloss
FM-E45W : White Matt



Item No: FM-EPB2

Features:

Egghead Facial Structure
 Bold Head | Wig Compatible
 Not Footwear Compatible

Colours:

FM-EPB2 : Black Matt

Item No: FM-E23W

Features:

Egghead Facial Structure
 Bold Head | Wig Compatible
 Fiberglass Composition

Colours:

FM-E23W : White Gloss



Item No: FM-AG66

Features:

Gold Chain Egghead Facial
 Feature
 Bold Head | Wig Compatible
 Articulated Wooden Arms

Colours:

FM-AG66 : White Gloss



Item No: FM-E34

Features:

Egghead Facial Structure
 Plastic Composition
 Enlarged Bust
 Bold Head | Wig Compatible

Colours:

FM-E34B : Black Matt
 FM-E34W : White Matt



Item No: FM-411

Features:

Egghead Facial Features
Rose Gold Face Shield
Bald Head | Wig Compatible

Colours:

FM-411B : Black Matt
FM-411W : White Gloss



Item No: FM-611B

Features:

Egghead Facial Features
Chrome Face Shield
Bald Head | Wig Compatible

Colours:

FM-611B : Black Matt



Item No: FM-511B

Features:

Egghead Facial Features
Gold Face Shield
Bald Head | Wig Compatible

Colours:

FM-511B : Black Matt



Item No: FM-112

Features:

Egghead Facial Features
Rose Gold Face Shield
Bald Head | Wig Compatible

Colours:

FM-112B : Black Matt
FM-112W : White Gloss



Item No: FM-221B

Features:

Egghead Facial Features
Chrome Face Shield
Bald Head | Wig Compatible

Colours:

FM-221B : Black Matt



Item No: FM-321B

Features:

Egghead Facial Features
Gold Face Shield
Bald Head | Wig Compatible

Colours:

FM-321B : Black Matt



Item No: FM-011

Features:

Egghead Facial Features
Rose Gold Round Link Head
Bald Head | Wig Compatible

Colours:

FM-011B : Black Matt
FM-011W : White Gloss



Item No: FM-211B

Features:

Egghead Facial Features
Gold Round Link Head
Bald Head | Wig Compatible

Colours:

FM-211B : Black Matt



Item No: FM-811

Features:

Egghead Facial Features
Rose Gold Round Link Head
Bald Head | Wig Compatible

Colours:

FM-811B : Black Matt
FM-811W : White Gloss



Item No: FM-911B

Features:

Egghead Facial Features
Gold Round Link Head
Bald Head | Wig Compatible

Colours:

FM-911B : Black Matt



Item No: FM-E66

Features:

Rose Gold Head & Hands
Egghead Facial Structure
Bold Head | Wig Compatible

Colours:

FM-E66B : Black Gloss



REALISTIC MANNEQUINS





Item No: FM-R76E

Features:
Realistic Facial Features
Sculpted Hair

Colours:
Light Skin Tone

Item No: FM-RP01

Colour:
Light Skin Tone
Approx. Measurements:
Bust: 81cm | Waist: 61cm
Hip: 86 cm | Height: 175cm

Features:
Realistic Facial Features
Bold Head | Wig
Compatible

Item No: FM-RP03

Colour:
Light Skin Tone
Approx. Measurements:
Bust: 81cm | Waist: 61cm
Hip: 86 cm | Height: 175cm

Features:
Realistic Facial Features
Bold Head
Footwear Compatible



Item No: FM-RP05

Colour:
Light Skin Tone
Approx. Measurement:
Bust: 81cm | Waist: 61cm
Hip: 86 cm | Height: 175cm

Features:
Realistic Facial Features
Bold Head | Wig Compatible
Footwear Compatible

Item No: FM-RP07

Colour:
Light Skin Tone
Approx. Measurements:
Bust: 81cm | Waist: 61cm
Hip: 86 cm | Height: 175cm

Features:
Realistic Facial Features
Bold Head | Wig Compatible

Item No: FM-RP09

Colour:
Light Skin Tone
Approx. Measurement:
Bust: 81cm | Waist: 61cm
Hip: 86 cm | Height: 175cm

Features:
Realistic Facial Features
Bold Head | Wig Compatible



SEATED MANNEQUINS





Item No: FS-E01

Colours:

- FS-E01B : Black Gloss
- FS-E01C : Charcoal
- FS-E01F : Light Skin Tone
- FS-E01G : White Gloss
- FS-E01S : Silver
- FS-E01W : White Matt

Features:

- Egghead Face Structure
- Bold Head | Wig Compatible



Item No: FS-E15G

Features:

- Egghead Facial Features
- Bold Head | Wig Compatible

Colours:

- FS-E15G : White Gloss



Item No: FS-R08

Features:

- Abstract Facial Features
- Bold Head | Wig Compatible

Colours:

- FS-R08E : Light Skin
- FS-R08G : White Gloss



Item No: FS-E76

Features:

- Egghead Facial Features
- Bold Head | Wig Compatible

Colours:

- FS-E76G : Grey Matt
- FS-E76W : White Gloss



PLUS SIZE MANNEQUINS





Item No: FM-P47

Features:

Egghead Facial Structure
Plus Size Body
Includes Base

Colours:

FM-P47E : Light Skin Tone
FM-P47W : White Matt



Item No: FM-P57

Features:

Egghead Facial Structure
Plus Size Body
Includes Base

Colours:

FM-P57E : Light Skin Tone
FM-P57W : White Matt



Item No: FM-P02E

Features:

Realistic Facial Features
Plus Size Body
Bold Head | Wig Compatible
Includes Base

Colours:

Brown Skin Tone



Item No: FM-P01E

Features:

Realistic Facial Features
Plus Size Body
Sculpted Hair
Includes Base

Colours:

Light Skin Tone




Item No: FM-P19E

Features:

Realistic Facial Features
Plus Size Body
Bold Head | Wig Compatible
Includes Base

Colours:

Light Skin Tone



HEADLESS MANNEQUINS





Item No: FH-P11E

Features:

Headless & Armless
Height: 1 650 mm
Durable Soft Eco Plastic
Eco Plastic Base

Colours:
Light Skin Tone

Item No: FH-P12E

Features:

Headless & Armless
Durable Soft Eco Plastic
Broader Hips & Large Bust
Eco Plastic Base

Colours:
Light Skin Tone



Item No: FH-H80

Colours:

FH-H08F : Light Skin Tone

Item No: FH-H90

Colours:

FH-H90G : White Gloss

Item No: FH-H01

Colours:

FH-H01B : Black Gloss



PREGNANT MANNEQUINS





Item No: FP-E27

Features:

Egghead Facial Features

Pregnant

Includes Base

Colours:

FP-E27G : White Gloss

*GHOST
MANNEQUINS*





Item No: FG-A77

Colours:

FG-A77W : White Matt

Features:

Ghost Mannequin

Disassembles

Ideal for Photography

Item No: FG-A78

Colours:

FG-A78W : White Matt

Features:

Ghost Mannequin

Disassembles

Ideal for Photography



CHROME MANNEQUINS





Item No: FM-C03
Colours:
FM-C03C : Chrome

Features:
Abstract Facial Features
Bold Head | Wig Compatible

Item No: FM-C05
Colours:
FM-C05C : Chrome
FM-C05G : Gold

Features:
Egghead Facial Structure
Bold Head | Wig Compatible

Item No: FM-C07C
Colours:
FM-C07C : Chrome

Features:
Egghead Facial Structure
Bold Head | Wig Compatible



Item No: FM-C69
Colours:
FM-C69C : Chrome
FM-C69G : Gold
FM-C69R : Rose Gold

Features:
Egghead Facial Structure
Bold Head | Wig Compatible

Item No: FM-C56
Colours:
FM-C56G : Gold
FM-C65G : Gold

Features:
Abstract Facial Features
Bold Head | Wig Compatible
Height: 1 800 mm



TORSOS & BODY FORMS





Item No: FT-L15

Features:

Wood Trim Colours:
 FT-L151 : Natural Oak
 FT-L152 : Antique Dark

Linen Female Torso
 Wooden Tripod Base & Cap
 Plastic Inner | Linen Cover
 Height: 800 mm

Item No: FT-L62C

Features:

Cream Torso
 Quality Female Torso
 Light Wood Cap
 Light Wood Tripod Base

Item No: FT-L62B

Features:

Black Torso
 Quality Female Torso
 Black Wood Cap
 Black Wood Tripod Base



Item No: FT-LC13

Size:
 Height: 690 mm

Features:

Linen Female Torso
 Plastic Inner | Linen Cover
 Chrome Plated Plastic Cap
 Chrome Curve Base

Item No: FT-LN13

Size:
 Height: 690 mm

Features:

Linen Female Torso
 Plastic Inner | Linen Cover
 Chrome Plated Plastic Cap
 NO Base



Item No: FT-AW16

Material:
PVC Inner
Linen Cover | Linen Head
Light Wood Finish Arms

Features:

Linen Female Torso
With Linen Egghead
Light Wood Tripod Base
Light Wood Articulated Arms

Item No: FT-L16

Wood Trim Colours:
FT-L161 : Natural Oak
FT-L162 : Antique Dark

Features:

Linen Female Articulated Torso
Wood Finish Plastic Arms
Wooden Tripod Base & Cap
Plastic Inner | Linen Cover

Item No: FT-AB76

Material:
PVC Inner
Linen Cover | Linen Head
Dark Grain Finish Arms

Features:

Grey Linen Female Torso
Grey Linen Egghead
Dark Wood Tripod Base
Dark Wood Articulated Arms



Item No: FT-L161

Wood Trim Colours:
FT-L16L : Natural Oak
FT-L16D : Antique Dark

Features:


Linen Female Articulated Torso
Wood Lookalike Plastic Arms
Wooden Tripod Base & Cap
Plastic Inner | Linen Cover

Item No: FT-AW61

Material:
PVC Inner
Linen Cover | Linen Head
Dark Wood Grain Finish Arms

Features:

Linen Female Torso
With Linen Egghead
Dark Wood Tripod Base
Mid Wood Articulated Arms



Item No: FT-016

Features:

Vintage Linen Female Torso
White & Black Floral Print
Wooden Tripod Base & Cap
Plastic Inner | Linen Cover

Wood Trim

Colours:

FT-0161 : Natural Oak
FT-0162 : Antique Dark

Item No: FT-116

Features:

Vintage Linen Female Torso
Black & Red Floral Print
Wooden Tripod Base & Cap
Plastic Inner | Linen Cover

Wood Trim

Colours:

FT-1161 : Natural Oak
FT-1162 : Antique Dark

Item No: FT-216

Features:

Vintage Linen Female Torso
White & Green Floral Print
Wooden Tripod Base & Cap
Plastic Inner | Linen Cover

Wood Trim

Colours:

FT-2161 : Natural Oak
FT-2162 : Antique Dark



Item No: FT-BT12

Features:

Black Female Torso
Plastic Inner | Black Cover
Chrome Plated Plastic Cap
Chrome Curve Base

Size:

Height: 720 mm

Item No: FT-BT15

Features:

Black Female Torso
Silver Round Base
Silver Plastic Cap

Material:

PVC Inner
Black Linen Cover

Item No: FT-BT01

Features:

Black Female Torso
Black Wooden Tripod Base
Black Wooden Cap

Material:

PVC Inner
Linen Cover



Item No: FT-B11

Features:

Colours:
 FT-B113 : Standard
 FT-B114 : Reinforced

Black Female Torso
 Plastic Inner | Black Cover
 Size: H: 700 - 720 mm
 Chrome Plated Plastic Cap
 NO Base

Item No: FT-W77

Features:

Colours:
 FT-W77G : Gold Wire
 FT-W77B : Black Wire

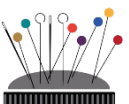
Female Wire Torso
 Metal Tripod Base

Item No: FT-W14

Features:

Colours:
 FT-W14B : Black
 FT-W14G : Gold
 FT-W14W : White

Wire Female Torso
 Size: H: 630 | W: 300 mm
 Metal Tripod Base



Item No: FT-P67B

Features:

Colours:
 FT-P67B : Black

Female Std Size Torso
 Pinable - Can be pinned
 Black Wooden Tripod Base

Item No: FT-P88B

Features:

Colours:
 FT-P88B : Black

Female BBL Torso
 Pinable - Can be pinned
 Metal Tripod Base

Item No: FT-P77G

Features:

Colours:
 FT-P77G : Gold

Female BBL Torso
 Pinable - Can be pinned
 Metal Tripod Base



Item No: FT-P56B

Features:

Female Plus Size Torso
Pinable - Can be pinned
Black Wooden Tripod Base

Item No: FT-P44B

Features:

Female BBL Torso
Pinable - Can be pinned
Metal Tripod Base

Colours:
FT-P56B : Black

Colours:
FT-P44B : Black



Item No: FT-F48

Features:

Female BBL Torso
Metal Tripod Base

Colours:
FT-F48G : Gold Chrome



Item No: FT-801B
Colours:
 FT-801K : Black Gloss

Features:
 Female BBL Torso
 Gold Chrome Trim
 Gold Metal Base

Item No: FT-802G
Colours:
 FT-802G : White Gloss

Features:
 Female BBL Torso
 Gold Chrome Trim
 Gold Metal Base

Item No: FT-803G
Colours:
 FT-803G : Gold

Features:
 Female BBL Torso
 Gold Chrome Trim
 Gold Metal Base



Item No: FT-F67
Colours:
 FT-F67G : Gold Chrome
 FT-F67S : Silver Chrome


Features:
 Female BBL Torso
 Metal Tripod Base

Item No: FT-F68
Colours:
 FT-F68G : Gold

Features:
 Female BBL Torso
 Metal Tripod Base

Item No: FT-F69
Colours:
 FT-F69G : White Gloss

Features:
 Female BBL Torso
 Metal Tripod Base



Item No: FT-E13
Colours:
 FT-E13B : Black Gloss
 FT-E13G : White Gloss

Features:
 Headless Female Torso
 Includes Base

Item No: FT-A71
Colours:
 FT-A71F : Light Skin Tone
 FT-A71W : White Matt

Item No: FT-C50W
Features:
 Female Countertop Torso
 Metal Square Base
Colours:
 FT-C50B : Black Matt
 FT-C50G : Grey Matt
 FT-C50W : White Gloss



Item No: FT-C88W
Features:
 Plastic Pregnant Female
 Countertop Torso
 No Base
Colour:
 White

Item No: FT-C84
Features:
 Plastic Female Countertop
 Torso | No Base
Colours:
 FT-C84B : Black
 FT-C84W : White

Item No: FT-C94
Features:
 Female Countertop Torso
 No Base Required
Colours:
 FT-C94B : Black Gloss
 FT-C94W : White Gloss



Item No: FT-E51

Colours:

- FT-E51B : Black Gloss
- FT-E51C : Charcoal
- FT-E51F : Light Skin Tone
- FT-E51G : White Gloss
- FT-E51S : Silver
- FT-E51W : White Matt

Item No: FT-E73

Features:

- Female Armless Torso
- No Base
- Countertop

Colours:

- FT-E73B : Black Gloss
- FT-E73C : Charcoal
- FT-E73 : Light Skin Tone
- FT-E73G : White Gloss
- FT-E73S : Silver
- FT-E73W : White Matt

Item No: FT-C17

Colours:

- FT-C17B : Black Gloss
- FT-C17C : Charcoal
- FT-C17F : Light Skin Tone
- FT-C17G : White Gloss
- FT-C17S : Silver
- FT-C17W : White Matt

Features:

- Female Countertop Torso



Item No: FT-C02

Colours:

- FT-C02G : White Gloss
- FT-C02W : White Matt

Features:

- Female Countertop Torso
- No Base

Item No: FT-CF03

Colours:

- Light Skin Tone

Features:

- Female Countertop Torso
- PE Composition
- No Base Required

Item No: FT-W07

- Colour:**
- FT-W07W : White Gloss

Features:

- Female Countertop Torso
- No Base



Item No: FT-CW11 **Features:**
 Female Countertop Torso
 Big Breasts
 Height: 600 mm
 No Base
Colour:
 White Gloss



Item No: FT-C90 **Features:**
 Female Countertop Torso
 No Base Required
Colours:
 FT-C90G : Gold Gloss
 FT-C90W : White Gloss



Item No: FT-FL13 **Features:**
 Soft Eco Plastic Female Legs
 Height: 1 200 mm
 Soft Eco Plastic Base
Colour:
 Light Skin Tone



Item No: FT-L17 **Features:**
 Durable Female Leg
 Mannequin
Colours:
 FT-L17B : Black Matt
 FT-L17G : Charcoal Grey Matt
 FT-L17W : White Gloss



Item No: FT-L87W **Features:**
 Plastic Female Leg
 Mannequin
Colour:
 White



Item No: FT-LW03

Colour:
White Gloss

Features:
Female Leg Mannequin
Round Metal Base



Item No: FT-L78

Colour:
FT-L78G : Gold Chrome

Features:
Female BBL Leg Mannequin
Including Base



Item No: FT-L71

Features:
Female Leg Mannequin

Colours:
FT-L71F : Light Skin Tone
FT-L71G : White Gloss
FT-L71W : White Matt



Item No: FT-H141

Colours:
White Gloss

Features:
Female Hanging Torso
Composition: Plastic
Backless Form

Dimensions:
H: 720 | W: 420 mm




Item No: FT-PH26

Colours:
Light Skin Tone

Features:
Female Hanging Torso
Composition: Plastic
Moulded Face & Features
Backless Form

Dimensions:
H: 870 | W: 400 mm



Item No: FT-H14

Colours:
FT-H14B : Black
FT-H14W : White

Features:
Wire Female Hanging Torso
Size: H: 730 | W: 340 mm
Backless Form



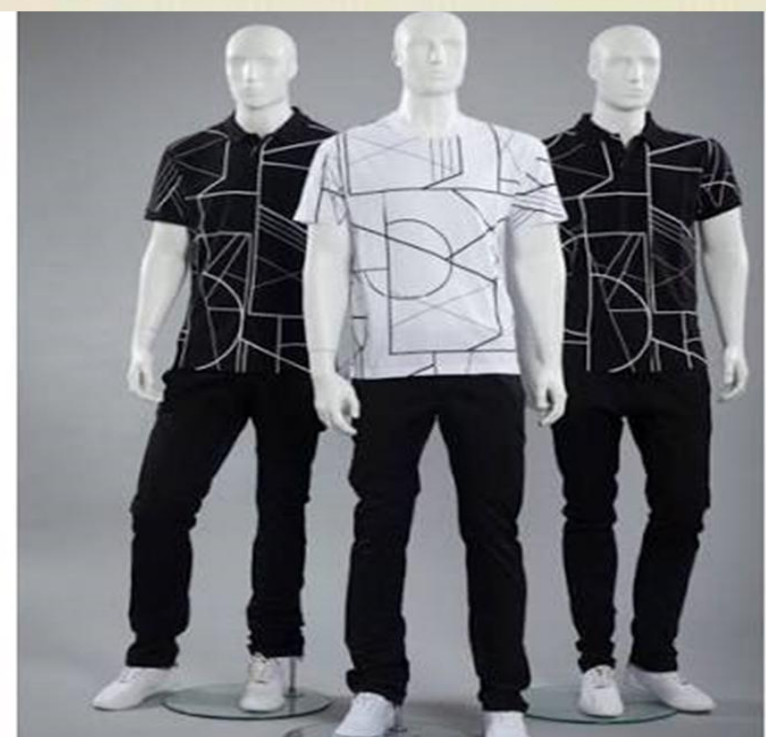
Item No: FT - IP13

Features:
Illuminating High Shoulder
Female Underwear
Countertop Torso

)

MALE MANNEQUINS





*ABSTRACT &
EGGHEAD
MANNEQUINS*





Item No: MM-E01

Features:

Egghead Facial
Structure Bold Head
Footwear Compatible

Colours:

MM-E01B : Black Gloss
MM-E01W : White Gloss



Item No: MM-E02

Features:

Egghead Facial Structure
Bold Head
Footwear Compatible

Colours:

MM-E02B : Black Gloss
MM-E02W : White Gloss



Item No: MM-A01E

Features:

Abstract Facial Features
Durable PE Composition
Bold Head | Wig Compatible

Colours:

Light Skin Tone



Item No: MM-105

Features:

Egghead Facial Structure
Bold Head | Wig Compatible
Height: 1 900 mm

Colours:

MM-105B : Black Gloss
MM-105W : White Gloss



Item No: MM-205

Features:

Egghead Facial Structure
Bold Head | Wig Compatible
Height: 1 900 mm

Colours:

MM-205B : Black Gloss
MM-205W : White Gloss



Item No: MM-305

Features:

Egghead Facial Structure
Bold Head | Wig Compatible
Height: 1 900 mm

Colours:

MM-305B : Black Gloss
MM-305W : White Gloss



Item No: MM-E40

Colours:

- MM-E40B : Black Matt*
- MM-E40C : Charcoal Grey
- MM-E40F : Light Skin Tone*
- MM-E40G : White Gloss
- MM-E40S : Silver
- MM-E40W : White Matt*



Item No: MM-E50

Colours:

- MM-E50B : Black Matt*
- MM-E50C : Charcoal Grey
- MM-E50F : Light Skin Tone*
- MM-E50G : White Gloss
- MM-E50S : Silver
- MM-E50W : White Matt*



Item No: MM-E60

Colours:

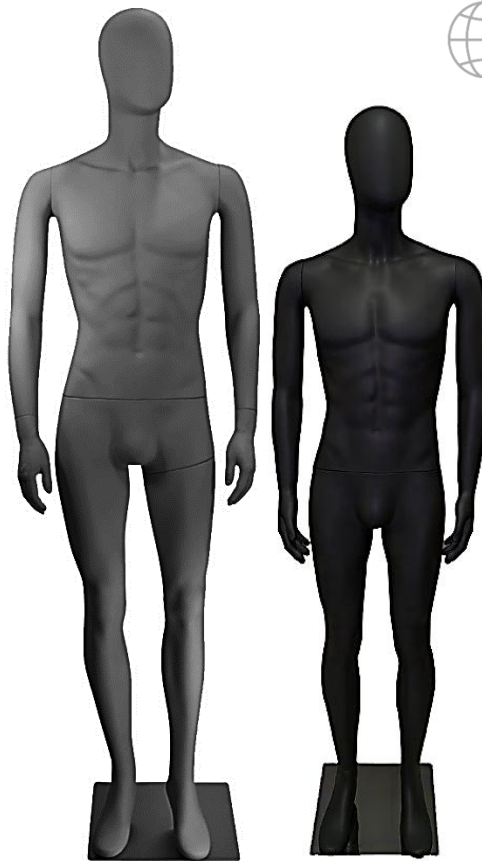
- MM-E60B : Black Matt*
- MM-E60C : Charcoal Grey
- MM-E60F : Light Skin Tone*
- MM-E60G : White Gloss
- MM-E60S : Silver
- MM-E60W : White Matt*



Item No: MM-EA1

Features:

- Colours:**
- MM-EA1B : Black Gloss
- MM-EA1P : Pearl Gloss
- MM-EA1W : White Gloss
- Egghead Facial Structure
- Bold Head
- Wig Compatible



Item No: MM-E19

Features:

- Colours:**
- MM-E19B : Black Matt
- MM-E19G : Grey Matt
- MM-E19W : White Gloss
- Egghead Facial Structure
- Durable Composition
- Bold Head | Wig Compatible



Item No: MM-E20C

Features:

- Colours:**
- MM-E20C : Chocolate Brown Gloss
- Egghead Facial Structure
- Bold Head



Item No: MM-K01 **Features:**
Colours: Abstract Facial Features
 MM-K01B : Black Gloss Bold Head | Wig Compatible
 MM-K01W : White Gloss



Item No: MM-K03 **Features:**
Colours: Abstract Facial Features
 MM-K03B : Black Gloss Bold Head | Wig Compatible
 MM-K03W : White Gloss



Item No: MM-AR60 **Features:**
Colours: Egghead Facial Structure
 Black Matt with Red Chrome Arms & Head Bold Head Wig Compatible



Item No: MM-AB6W **Features:**
Colours: Abstract Facial Features
 MM-AB6W : White Gloss Bold Head | Wig Compatible



Item No: MM-E41 **Features:**
Colours: Abstract Facial Structure
 MM-E41B : Black Gloss Bold Head
 MM-E41C : Charcoal Wig Compatible
 MM-E41S : Silver
 MM-E41W : White Gloss



Item No: MM-E51 **Features:**
Colours: Abstract Facial Structure
 MM-E51B : Black Gloss Bold Head
 MM-E51S : Silver Wig Compatible
 MM-E51W : White Gloss



Item No: MM-EB01

Features:

Egghead Facial Structure
 Bold Head | Wig Compatible

Colours:

MM-EB01 : Black Matt



Item No: MM-E13

Features:

Abstract Facial Structure
 Bold Head | Wig Compatible
 Fiberglass Composition

Colours:

MM-E13B : Black Matt
 MM-E13G : White Gloss
 MM-E13W : White Matt




Item No: MM-E75

Features:

Egghead Facial Structure
 Gold Facial Shield
 Bald Head | Wig Compatible

Colours:

MM-E75B : Black Matt
 MM-E75C : Charcoal
 MM-E75W : White Gloss



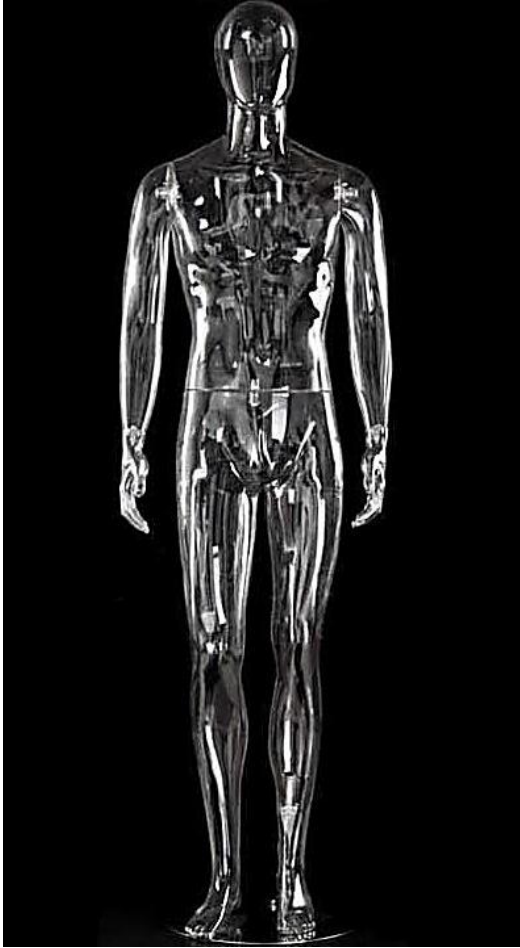
Item No: MM-E88

Features:

Egghead Facial Structure
 Silver Facial Shield
 Bald Head | Wig Compatible

Colours:

MM-E88B : Black Matt
 MM-E88C : Charcoal
 MM-E88W : White Gloss



Item No: MM-AP90

Features:

Egghead Facial Structure
Bold Head | Wig Compatible

Colour:

Transparent Perspex



Item No: MM-E53B

Features:

Abstract Facial Features
Durable Plastic Composition
Bold Head | Wig Compatible

Colours:
Black Matt



Item No: MM-E85

Features:

Egghead Facial Features
Gold Wired Head
Bald Head | Wig Compatible

Colours:

MM-E85B : Black Matt



Item No: MM-A14W

Features:

Abstract Facial Features
Sculpted Hair

Colours:

MM-A14W : White Gloss



Item No: MM-K12W

Features:

Abstract Facial Structure
Sculpted Hair

Colours:

MM-K12W : White Gloss



REALISTIC MANNEQUINS





Item No: MM-R01E

Features:

Realistic Facial Features
Bold Head | Wig Compatible

Colours:
Light Skin Tone



Item No: MM-R91E

Features:

Realistic Facial Features
Sculpted Hair

Colours:
Light Skin Tone



Item No: MM-R60W

Features:

Realistic Facial Features
Bold Head | Wig Compatible

Colours:
White Matt



Item No: MM-RP01

Features:

Realistic Facial Features
Height: 1900 mm
Bold Head | Wig Compatible

Colours:
Light Skin Tone

Item No: MM-RP02

Features:

Realistic Facial Features
Height: 1900 mm
Bold Head | Wig Compatible

Colours:
Light Skin Tone



SEATED MANNEQUINS





Item No: MS-E67

Features:

Egghead Facial Features
Durable ABS Composition
Bold Head | Wig Compatible

Colours:
MS-E67B : Black Matt

Item No: MS-E70

Features:

Egghead Structure
Bold Head
Wig Compatible

Colours:

MS-E70B : Black Matt
MS-E70C : Charcoal Matt
MS-E70F : Light Skin Tone
MS-E70W : White Matt



HEADLESS MANNEQUINS





Item No: MH-1FHR

Features:
Headless
Includes Base

Colours:
MH-1FHR : Black Matt



Item No: MH-1CHR

Features:
Headless
Includes Base

Colours:
MH-1CHR : Black Matt



Item No: MH-A101

Features:
Headless
Armless
Soft Plastic Base

Colours:
Light Skin Tone



Item No: MH-PF01

Features:
Headless | Armless
Soft Eco Plastic
Height: 1780 mm
Soft Eco Plastic Base

Colours:
Light Skin Tone



CHROME MANNEQUINS





Item No: MM-C01

Features:

Egghead Facial Structure
Bold Head
Wig Compatible

Colours:
MM-C01C : Silver Chrome
MM-C01G : Gold Chrome



Item No: MM-C02

Features:

Abstract Facial Features
Bold Head | Wig Compatible

Colours:
MM-C02C : Silver Chrome



Item No: MM-C68C

Features:

Egghead Facial Structure
Bold Head | Wig Compatible

Colours:
MM-C68C : Silver Chrome



Item No: MM-106G

Features:

Egghead Facial Structure
Height: 1900 mm
Bold Head | Wig Compatible

Colours:
Gold Chrome



Item No: MM-A96

Features:

Egghead Facial Structure
Bold Head | Wig Compatible

Colours:
MM-A96C : Silver Chrome
MM-A96G : Gold Chrome
MM-A96R : Rose Gold



Item No: MM-306G

Features:

Egghead Facial Structure
Height: 1900 mm
Bold Head | Wig Compatible

Colours:
Gold Chrome

*GHOST
MANNEQUINS*





Item No: MG-A76

Colours:

MG-A76W : White Matt



TORSOS & BODY FORMS





Item No: MT-L04

Features:

Wood Trim Colours
MT-L041 : Natural Oak
MT-L042 : Antique Dark
Linen Male Torso
Wooden Tripod Base & Trim
Plastic Inner | Linen Cover

Item No: MT-L05

Features:

Wood Trim Colours
MT-L051 : Natural Oak
MT-L052 : Antique Dark
Linen Male Articulated Torso
Wood Finish Plastic Arms
Wooden Tripod Base & Trim
Plastic Inner | Linen Cover

Item No: MT-AW17

Features:

Material:
PVC Inner
Linen Cover
Linen Head
Dark Wood Grain Finish Arms
Linen Male Torso
With Linen Egghead
Dark Wood Tripod Base
Dark Wood Articulated Arms



Item No: MT-L34C

Features:

Cream Torso
Quality Male Torso
Light Wood Cap
Light Wood Tripod Base



Item No: MT-L34B

Features:

Black Torso
Quality Male Torso
Black Wood Cap
Black Wood Tripod Base



Item No: MT-L32C

Features:

Dimensions:
Height: 700 mm
Width: 420 mm
Linen Male Torso
Plastic Inner | Linen Cover
Chrome Plated Plastic Cap
Chrome Curve Base



Item No: MT-AW87

Material:
PVC Inner
Linen Cover
Wooden Cap
Wood Grain Finish Plastic
Arms

Features:

Grey Linen Male Torso
Wooden Cap
Wooden Tripod Base
Wood Grain Finish Plastic
Arms



Item No: MT-CD13

Dimensions:
Height: 1 650 mm

Features:

Denim Male Articulated Torso
Dark Wood Finish Plastic Arms
Dark Wood Tripod Base & Trim
Trousers Bar | Footwear Plate



Item No: MT-CD31

Dimensions:
Height: 1 650 mm

Features:

Denim Male Torso
Dark Wood Tripod Base & Trim
Trousers Bar | Footwear Plate



Item No: MT-BR05

Material:
PVC Inner
Black Linen Cover

Features:

Black Male Torso
Silver Round Metal Base



Item No: MT-BC02

Dimensions:
Height: 670 mm
Width: 440 mm

Features:

Black Male Torso
Plastic Inner | Black Cover
Chrome Plated Plastic Cap
Chrome Curve Base



Item No: MT-BN01

Dimensions:
Height: 670 mm
Width: 440 mm

Features:

Black Male Torso
Plastic Inner | Black Cover
Chrome Plated Plastic Cap
NO Base



Item No: MT-C03

Features:

Male Egghead Torso
Countertop Display
Square Metal Base

Colours:

MT-C03B : Black Matt
MT-C03G : Charcoal Matt
MT-C03W : White Gloss

Item No: MT-C40

Features:

Male Headless Torso
Countertop Display
Square Metal Base

Colours:

MT-C40B : Black Matt
MT-C40G : Charcoal Matt
MT-C40W : White Gloss

Item No: MT-LN03

Features:

Linen Male Torso
Plastic Inner | Linen Cover
Chrome Plated Plastic Cap
NO Base

Dimensions:

Height: 700 mm
Width: 420 mm



Item No: MT-C01

Features:

Male Countertop Torso
Headless
No Base Required

Colours:

MT-C01B : Black Gloss
MT-C01G : White Gloss

Item No: MT-CF01

Features:

Male Countertop Torso
PE Composition
No Base Required

Colours:

Light Skin Tone

Item No: MT-C91

Features:

Male Countertop Torso
Height: 880 mm
NO Base

Colours:

MT-C91B : Black Gloss
MT-C91W : White Gloss



Item No: MT-C41

Colours:

- MT-C41B : Black Gloss
- MT-C41C : Charcoal
- MT-C41F : Light Skin Tone
- MT-C41G : White Gloss
- MT-C41S : Silver
- MT-C41W : White Matt

Features:

Male Countertop Torso | Headless
No Base



Item No: MT-E07

Colours:

- MT-E07B : Black Gloss
- MT-E07C : Charcoal
- MT-E07F : Light Skin Tone
- MT-E07G : White Gloss
- MT-E07S : Silver
- MT-E07W : White Matt

Features:

Male Countertop Torso
Egghead Facial Structure
No Base



Item No: MT-C63

Colours:

- MT-C63F : Light Skin Tone
- MT-C63G : White Gloss
- MT-C63S : Silver

Features:

Male Countertop Torso
Headless | Armless
No Base



Item No: MT-C85

Features:

Male Countertop Torso
Composition: Plastic
No Base

- Colours:**
- MT-C85B : Black
 - MT-C85W : White



Item No: MT-P20B

Features:

Male Hanging Torso
NO BACK

Colour:
Black



Item No: MT-PH01

Features:

Male Hanging Torso
Composition: Plastic
Backless Form

Colours:
Black Gloss

Dimensions:
H: 770 | W: 490 mm



Item No: MT-LF01

Features:
Plastic Male Leg Mannequin
Height: 1100 mm
Glass Base

Colours:
Light Skin Tone



Item No: MT-LW02

Colour:
White Gloss

Features:
Male Leg Mannequin
Round Metal Base



Item No: MT-FL02

Features:
Soft Eco Plastic Male Legs
H: 1250 mm | W: 330 mm
Soft Eco Plastic Base

Colour:
Light Skin Tone



Item No: MT-L61

Features:
Durable
Male Legs Mannequin

Colours:
MT-L61B : Black Matt
MT-L61G : Grey Matt
MT-L61W : White Gloss



Item No: MT-L86W

Colours:
MT-L86W : White

Features:
Male Leg Mannequin
Composition: Plastic
Plastic Base

CHILDRENS MANNEQUINS





*ABSTRACT &
EGGHEAD
MANNEQUINS*





Item No: CM-E261
Features:
 Standing Baby Mannequin
 Egghead Facial Structure
Colours:
 CM-E261 : White Gloss



Item No: CM-E262
Features:
 Sitting Baby Mannequin
 Egghead Facial Structure
Colours:
 CM-E262 : White Gloss



Item No: CM-E263
Features:
 Crawling Baby Mannequin
 Egghead Facial Structure
Colours:
 CM-E263 : White Gloss



Item No: CM-E264
Features:
 Kneeling Baby Mannequin
 Egghead Facial Structure
Colours:
 CM-E264 : White Gloss



Item No: CM-E56W
Features:
 Egghead Baby Mannequin
 Height: 850 mm
 Egghead Facial Structure
Colours:
 CM-E56W : White Gloss



Item No: CM-E04
Features:
 Standing Baby Mannequin
 Egghead Facial Structure
Colours:
 CM-E04G : White Gloss



Item No: CM-E21

Features:
Abstract Child Mannequin
Height: 1100 mm
Egghead Facial Structure

Colours:
CM-E21W : White Gloss



Item No: CM-E22

Features:
Abstract Child Mannequin
Height: 1100 mm
Egghead Facial Structure

Colours:
CM-E22W : White Gloss



Item No: CM-E23

Features:
Abstract Child Mannequin
Height: 1300 mm
Egghead Facial Structure

Colours:
CM-E23B : Black Gloss
CM-E23W : White Gloss



Item No: CM-E24

Features:
Abstract Child Mannequin
Height: 1300 mm
Egghead Facial Structure

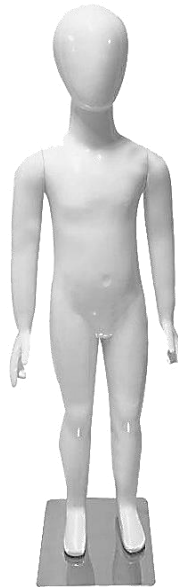
Colours:
CM-E24W : White Gloss



Item No: CM-E81

Features:
Abstract Child Mannequin
Height: 1130 mm
Egghead Facial Structure

Colours:
CM-E81B : Black Matt
CM-E81C : Charcoal Matt
CM-E81W : White Gloss



Item No: CM-E91

Colours:
CM-E91B : Black Matt
CM-E91C : Charcoal Matt
CM-E91W : White Gloss



Features:
Abstract Tween Mannequin
Height: 1330 mm
Egghead Facial Structure





Item No: CM-S01
Height: 1000 mm
Child Mannequin

Colours:
CM-S01W : White Matt



Item No: CM-A01E
Colours:
Light Skin Tone

Features:
Abstract Facial Structure
Durable PE Composition
Bold Head | Wig Compatible



Item No: CM-A02E
Colours:
Light Skin Tone

Features:
Abstract Facial Structure
Durable PE Composition
Bold Head | Wig Compatible



Item No: CM-E15

Features:
Abstract Child Mannequin
Abstract Facial Features

Colours:
CM-E15B : Black Gloss
CM-E15W : White Gloss



Item No: CM-E116

Features:
Abstract Child Mannequin
Abstract Facial Features

Colours:
CM-E116 : White Gloss



Item No: CM-E117

Features:
Abstract Child Mannequin
Abstract Facial Features

Colours:
CM-E117 : White Gloss



REALISTIC MANNEQUINS





Item No: CM-RF04

Features:
 Girl's Mannequin
 Realistic Facial Features
 Sculpted Hair

Colours:
 Light Skin Tone

Item No: CM-RF05

Features:
 Boy's Mannequin
 Realistic Facial Features
 Sculpted Hair

Colours:
 Light Skin Tone

Item No: CM-RF03

Features:
 Toddler Girl Mannequin
 Realistic Facial Features
 Sculpted Hair

Colours:
 Light Skin Tone



Item No: CM-RF01

Features:
 Unisex Children's Mannequin
 Realistic Facial Features
 Bald Head | Wig Compatible
 Composition: Plastic

Colour:
 Light Skin Tone



Item No: CM-RF02

Features:

Unisex Children's Mannequin

Realistic Facial Features

Bald Head | Wig Compatible

Composition: Plastic

Colours:

Light Skin Tone

Dimensions:

H: 1300 mm



TEENAGE MANNEQUINS





Item No: TM-E20 **Features:**
 Unisex TEEN Mannequin
 Height: 1540 mm
 Egghead Facial Structure
Colours:
 TM-E20W : White Gloss

Item No: TM-E21 **Features:**
 TEEN Boy Mannequin
 Egghead Facial Structure
Colours:
 TM-E21B : Black Matt
 TM-E21W : White Matt

Item No: TM-E22 **Features:**
 TEEN Girl Mannequin
 Egghead Facial Structure
Colours:
 TM-E22B : Black Matt
 TM-E22W : White Matt



Item No: TM-R23L **Features:**
 TEEN Girl Mannequin
 Realistic Facial Structure
Colours:
 TM-R23L : Light Skin Tone

Item No: TM-E40 **Features:**
 Unisex TEEN Mannequin
 Egghead Facial Structure
Colours:
 TM-E40B : Black



TORSOS & BODY FORMS





Item No: CT-L02

Features:

Linen Children's Torso
Round Natural Wood Base
PVC Inner | Linen Cover
Natural Wood Cap

Sizes:

CT-L023 : Age: 4-6 Years
CT-L022 : Age: 6-8 Years

Item No:

Features:

Linen Children's Torso
Round Natural Wood Base
PVC Inner | Linen Cover
Natural Wooden Cap
Natural Wood Grain Finish Arms

Sizes:

CT-L261 : Age: 6-8 Years

Item No: CT-L12

Features:

Linen Children's Torso
NO Base
PVC Inner | Linen
Cover
Natural Wood Cap

Sizes:

CT-L123 : Age: 4-6 Years
CT-L122 : Age: 6-8 Years



Item No: CT-BC21

Features:

Black Children's Torso
Age: 6-8 Years
Chrome Curve Base

Material:

PVC Inner
Black Linen Cover



Item No: CT-BT21

Features:

Black Children's Torso
Age: 6-8 Years
Black Triangle Base

Material:

PVC Inner
Black Linen Cover



Item No: CT-BN21

Features:

Black Children's Torso
Age: 6-8 Years
NO Base

Material:

PVC Inner
Black Linen Cove



Item No: TT-L91B

Features:

Black Linen Teen Torso
 Black Linen Egghead
 PVC Inner | Linen Cover



Item No: CT-180

Features:

Headless Children's
 Countertop Torso
 Adjustable Chrome Base

Colours:

CT-1801 : Light Skin Tone
 CT-1802 : Dark Skin Tone



Item No: CT-C24W

Features:

Children's Countertop Torso
 Headless | Age 2-4 Years
 H: 380 mm | No Base

Colours:

CT-C24W : White



Item No: CT-C22

Features:

Children's Countertop Torso
 Dark Skin Tone Headless
 H: 380 mm | No Base

Sizes:

CT-C223 : H 590 mm
 CT-C222 : H 690 mm



Item No: CT-P21W

Features:

Large Kids Hanging Torso
Backless
Plastic Torso

Colours:

CT-P21W : White



Item No: CT-P212

Features:

Small Kids Hanging Torso
Backless
Plastic Torso

Colours:

CT-P212 : White



Item No: CT-HL42

Features:

Kids Hanging Torso
Plastic Torso | NO BACK
Metal Base

Colours:

CM-H115 : White Matt

MANNEQUIN ACCESSORIES



*MANNEQUIN
BASES*






Item No: MB-0104 **Features:**
 Round Chrome Base
 Includes Underfoot Pin



Item No: MB-0102 **Features:**
 Rectangular Glass Base
 Excludes Pin



Item No: MB-1102
Features:
 Black Triangular Torso Base
 Includes Pole



Item No: MB-1103
Features:
 Chrome Curved Torso Base
 Includes Pole



Item No: MB-1105
Features:
 Rectangular Wood Child Torso Base
 Includes Pole



Item No: MM-1104
Features:
 Rectangular Wood Torso Base
 Includes Pole

*MANNEQUIN
HEADS &
BODY PARTS*





Item No: MH-E16 *Features:*
Wire Mannequin Head
Adjustable Gold Base
Egghead Facial Structure
For wigs & head gear

Colours:
MH-E16G : Gold



Item No: MH-EC66 *Features:*
Cream Cloth Mannequin
Head
Adjustable Chrome Base
Egghead Facial Structure
For wigs & head gear

Colours:
MH-EC66 : Cream



Item No: MH-E06 *Features:*
Wire Mannequin Head
Adjustable Chrome Base
Egghead Facial Structure
For wigs & head gear

Colours:
MH-E06C : Chrome



Item No: MH-EB56 *Features:*
Black Mannequin Head
Adjustable Chrome Base
Egghead Facial Structure
For wigs & head gear

Colours:
MH-EB56 : Black



Item No: MH-A15

Features:

Styrofoam Mannequin Head
Abstract Facial Features
For use with wigs & head gear

Colours:

MH-A15W : White

Item No: MH-A55

Features:

Pinnable Mannequin Head
Abstract Facial Features
For use with wigs & head gear

Colours:

MH-A55B : Black



Item No: MH-A40

Features:

Plastic Mannequin Head
Abstract facial Features
For use with wigs & head gear

Colours:

MH-E40B : Black

MH-E40W : White

Item No: MH-A39

Features:

Mannequin Head
Abstract facial Features
For use with wigs & head gear

Colours:

MH-E39W : White

Item No: MH-E26

Features:

Wire Mannequin Head
Egghead Facial Structure
For wigs & head gear

Colours:

MH-E26R : Rose Gold



Item No: MH-R75F *Features:*
Mannequin Head
Colours: **Light Skin Tone**
Realistic Facial Features
For use with wigs & head gear

Item No: MH-R12E *Features:*
Female Mannequin Head
One Shoulder
Realistic Facial Features
For use with wigs & head gear
Colours: **Dark Skin Tone**
Dimensions: **H: 470 | W: 180 mm**

Item No: MH-R18F *Features:*
Female Mannequin Head
H: 440 mm | One Shoulder
Realistic Facial Features
For use with wigs & head gear
Colours: **Light Skin Tone**
Dimensions: **H: 440 mm**



Item No: MH-RF81 *Features:*
Female Mannequin Head w Stand
Realistic Facial Features
For use with wigs & head gear
Colours: **Light Skin Tone**

Item No: MH-RF11 *Features:*
Female Mannequin Head
Realistic Facial Features
For use with wigs & head gear
Colours: **Dark Skin Tone**
Dimensions: **H: 400 mm**

Item No: MH-R13C *Features:*
Female Mannequin Head
Two Shoulder
Realistic Facial Features
For use with wigs & head gear
Colours: **Dark Skin Tone**
Dimensions: **H: 490 | W: 270 mm**



Item No: MH-R16W *Features:*
 Female Mannequin Head
 Extended Neck
 Abstract Facial Features
 For use with wigs & head gear

Colours:
 White Gloss

Item No: MH-RF01 *Features:*
 Female Mannequin Head
 Realistic Facial Features
 For use with wigs & head gear

Colours:
 Light Skin Tone

Dimensions:
 H: 250 | Dia: 250 mm

Item No: MH-RF03 *Features:*
 Female Mannequin Head
 Extended Neck
 Realistic Facial Features
 For use with wigs & head gear

Colours:
 Light Skin Tone

Dimensions:
 H: 340 mm



Item No: MH-RM71 *Features:*
 Male Mannequin Head w Stand
 Realistic Facial Features
 For use with wigs & head gear

Colours:
 Light Skin Tone

Item No: MH-RM14 *Features:*
 Male Mannequin Head
 Two Shoulder
 Realistic Facial Features
 For use with wigs & head gear

Colours:
 Light Skin Tone

Dimensions:
 H: 380 mm

Item No: MH-R118 *Features:*
 Baby Mannequin Head
 Realistic Facial Features
 For use with wigs & head gear

Colours:
 Light Skin Tone



Item No: MT-U22 *Features:*
 Male Underwear Countertop
 Display
Colours:
 MT-U22B : Black
 MT-U22W : White
Composition: Plastic
H: 350 | W:400 mm



Item No: MT-U44 *Features:*
 Male Underwear Countertop
 Display
Colours:
 MT-U44W : White
Composition: Plastic

Item No: FT-U45 *Features:*
 Female Underwear Countertop
 Display
Colours:
 FT-U45W : White
Composition: Plastic

Item No: FT-U19 *Features:*
 Female Underwear
 Countertop Display
Colours:
 FT-U19F : Light Skin Tone



Item No: ML-S61

Colours:
ML-S61W : White

Features:
Plastic Stock Display Foot
L: 300 mm
Countertop Display



Item No: ML-S62

Colours:
ML-S62W : White

Features:
Plastic Stocking Display Leg
H: 730 | Base Dia.: 190 mm
Countertop Display



Item No: ML-S63

Colours:
ML-S63F : Light Skin
ML-S63W : White

Features:
Plastic Stocking Display Leg
H: 750 | W: 135 | Base L: 220mm
Countertop Display



Item No: ML-L35

Colours:
ML-L351 : Male
ML-L352 : Female

Features:
Quality Stock Display Foot
Countertop Display



Item No: FH-FP05

Colours:
Light Skin Tone

Features:
Long Mannequin Hand
Ideal to display gloves, hand gear & jewellery



Item No: FH-FP4

Colours:
FH-FP41 : Light Skin Tone
FH-FP42 : Mid Skin Tone
FH-FP43 : Dark Skin Tone



Features:
Short Mannequin Hand
Ideal to display gloves, hand gear & jewellery



Item No: FH-FP06

Colours:
Light Skin Tone

Features:
Mannequin Hand
Ideal to display gloves, hand gear & jewellery



Item No: FT-991R

Features:
**Female Bust
Countertop Display**

Colours:
FT-991R : Rose Gold Chrome



Item No: FT-B91F

Features:
**Female Bust
Countertop Display**

Colours:
FT-B91F : Light Skin Tone

DISPLAY & CLOTHING RAILS





CLOTHING RAILS





Code: GRS101
2 METER STRAIGHT CLOTHING RAIL

Code: GRS152
EXTENDABLE CLOTHING RAIL

Code: GRS2
STRAIGHT CLOTHING RAIL

Dimensions
Length: 1 500 - 2 000 mm
Height: 1 170 - 2 000 mm

Dimensions
Length 1 500 mm Height Adjustable

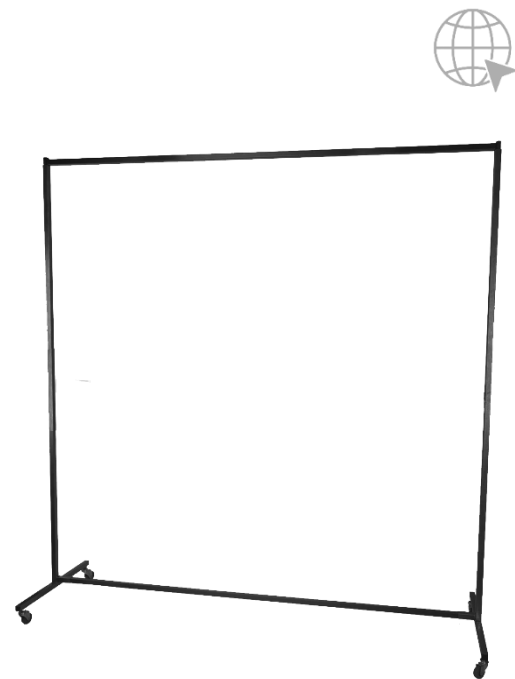
Features
≡ Castors For Easy Movement ≡ Easy Assembly
≡ Fixed Length & Height ≡

- Features**
- ≡ Ends Extend
 - ≡ Durable & Stable
 - ≡ Castors For Easy Movement
 - ≡ Heavy Duty
 - ≡ Adjustable Height
 - ≡ Chrome Finish
 - ≡ Easy Assembly

- Features**
- ≡ Black Finish Base
 - ≡ Easy Assembly
 - ≡ WITH Wheels
 - ≡ Square Bar Chrome Rail
 - ≡ Ends Extend

Colour & Size Options

Size	Black	Chrome	White
L/H: 1 200 mm	≡ GRS2B1	≡ GRS2C1	≡ GRS2W1
L/H: 1 500 mm	≡ GRS2B2	≡ GRS2C2	≡ GRS2W2
L/H: 2 000 mm	≡ GRS2B3	≡ GRS2C3	≡ GRS2W3



Code: GRS1
ECONOMY FIXED HEIGHT CLOTHING RAIL

Code: GRS325
ECONOMY COLLAPSIBLE CLOTHING RAIL

Code: GRS15B
MEDIUM DUTY COLLAPSIBLE RAIL

Features
≡ Finish: Black ≡ Fixed Height & Length
≡ Easy Assembly ≡ Castors For Easy Movement

Dimensions
Length 1 000 - 1 500 mm Height 1 500 mm

Dimensions
Length: 1 400 - 1 800 mm
Height: 1 250 - 1 500 mm

Colour & Size Options

	Length	Height
GRS1B1	L: 1 200 mm	H: 1 200 mm
GRS1B2	L: 1 500 mm	H: 1 500 mm
GRS1B3	L: 2 000 mm	H: 2 000 mm

- Features**
- ≡ Chrome Finish
 - ≡ Easy Assembly
 - ≡ Castors For Easy Movement
 - ≡ Collapsible
 - ≡ Adjustable Length

- Features**
- ≡ Chrome Finish
 - ≡ Adjustable Length
 - ≡ Castors for Easy Movement
 - ≡ Collapsible
 - ≡ Adjustable Height
 - ≡ Dismantles
 - ≡ Easy Assembly



Code: GRS151

EXTENDABLE CLOTHING RAIL

Dimensions

Length 1500 mm Height Adjustable

Features

- ≡ Black Finish Base
- ≡ Easy Assembly
- ≡ NO Wheels
- ≡ Square Bar Chrome Rail
- ≡ Ends Extend

Code: GRS201

ASYMMETRICAL CLOTHING RAIL

Features

- ≡ Chrome Finish
- ≡ Easy Assembly
- ≡ Castors For Easy Movement
- ≡ Ball Placeholders
- ≡ Adjustable Height
- ≡ Elegant Asymmetric Design



Code: GRS21

SEMI SOLID BASE CLOTHING RAIL

Dimensions

Length: 1190 mm Height: 1710 mm
Depth: 400 mm

Features

- ≡ Fixed Height & Length
- ≡ No Wheels

Colour Options

GRS21B : Black GRS21G : Gold Chrome

Code: GRS71

RECTANGULAR BASE CLOTHING RAIL

Dimensions

Length: 1200 mm Height: 1750 mm
Depth: 380 mm

Features

- ≡ Fixed Height & Length
- ≡ No Wheels

Colour Options

GRS71B : Black GRS 71G : Gold Chrome

Code: GRS64G

GOLD CHROME CLOTHING RAIL

Dimensions

Length: 1200 mm Height: 1640 mm
Depth: 400 mm

Features

- ≡ Finish: Gold Chrome
- ≡ Fixed Height & Length
- ≡ No Wheels



Code: GRS115

GOLD CHROME CLOTHING DISPLAY RAIL

Dimensions

Length: 1 200 mm Height: 1 800 mm
 Depth: 500 mm

Features

- ≡ Finish: Gold Chrome ≡ No Wheels
- ≡ Fixed Height & Length ≡

Code: GRS84G

GOLD CHROME COAT/CLOTHING RACK

Dimensions

Length: 450 mm Height: 1 670 mm
 Depth: 450 mm

Features

- ≡ Finish: Gold Chrome ≡ No Wheels
- ≡ Fixed Height & Length ≡

Code: GRS24

HIGH END SOLID BASE CLOTHING RAIL

Dimensions

Length: 1 160 mm Height: 1 720 mm
 Depth: 400 mm

Features

- ≡ Fixed Height & Length ≡ No Wheels

Colour Options

GRS24B : Black GRS24G : Gold Chrome



Code: GRS92G

BLACK & GOLD CHROME CLOTHING RAIL

Dimensions

Length: 1 250 mm Height: 1 780 mm
 Depth: 400 mm

Features

- ≡ Fixed Height & Length ≡ No Wheels

Code: GRS45

ROUND BASE CLOTHING RAIL

Dimensions

Length: 1 200 mm Height: 1 820 mm
 Depth: 400 mm

Features

- ≡ Fixed Height & Length ≡ No Wheels

Colour Options

GRS45B : Black GRS45G : Gold Chrome

Code: GRS35G


STANDARD GOLD CHROME CLOTHING RAIL

Dimensions

Length: 1 150 mm Height: 1 720 mm
 Depth: 400 mm

Features

- ≡ Finish: Gold Chrome ≡ No Wheels
- ≡ Fixed Height & Length ≡



Code: GRD917

DOUBLE BAR MESH DISPLAY RAIL

Dimensions

Length: 1 200 mm Width: 500 mm
Height: 1 380 mm

Features

- ≡ Double Bar
- ≡ Black Metal Frame
- ≡ No Wheels
- ≡ Fixed Height
- ≡ Perforated Black Metal Insert Panels
- ≡ Bar Hooks Compatible

Code: GRD918

MULTI DOUBLE BAR MESH DISPLAY RAIL

Dimensions

Length: 1 200 mm Width: 500 mm
Height: 1 380 mm

Features

- ≡ Multi Double Bar
- ≡ Black Metal Frame
- ≡ No Wheels
- ≡ Fixed Height
- ≡ Perforated Black Metal Insert Panels
- ≡ Bar Hooks Compatible

Code: GRS911

RAW STEEL VINTAGE CLOTHING RAIL

Dimensions

Length: 1 700 mm Height: Adjustable

Features

- ≡ Finish: Raw Steel Grey
- ≡ Castors For Easy Movement
- ≡ Vintage Style
- ≡ Easy Assembly



Code: GRD137

DOUBLE BAR DISPLAY RAIL

Dimensions

Length: 1 200 mm Width: 500 mm
Height: 1 380 mm

Features

- ≡ Double Bar
- ≡ Black Metal Frame
- ≡ Bar Hooks Compatible
- ≡ Fixed Height
- ≡ Oak Wood Panels
- ≡ No Wheels

Code: GRD138

MULTI DOUBLE BAR DISPLAY RAIL

Dimensions

Length: 1 200 mm Width: 500 mm
Height: 1 380 mm

Features

- ≡ Multi Double Bar
- ≡ Black Metal Frame
- ≡ Bar Hooks Compatible
- ≡ Fixed Height
- ≡ Oak Wood Panels
- ≡ No Wheels

Code: GRS130

CHROME CLOTHING RAIL

Dimensions

Length: 1 500 mm Height: 1 700 mm

Features

- ≡ Chrome Finish
- ≡ Castors For Easy Movement
- ≡ Oval Bar
- ≡ Easy Assembly



Code: GRS945
BLACK & WOOD CLOTHING RAIL

Dimensions

Length: mm Width: mm
 Height: mm

Features

- ≡ Fixed Height/Length ≡ With Wheels
- ≡ Black Metal Frame ≡ Wooden Top/Base Panels



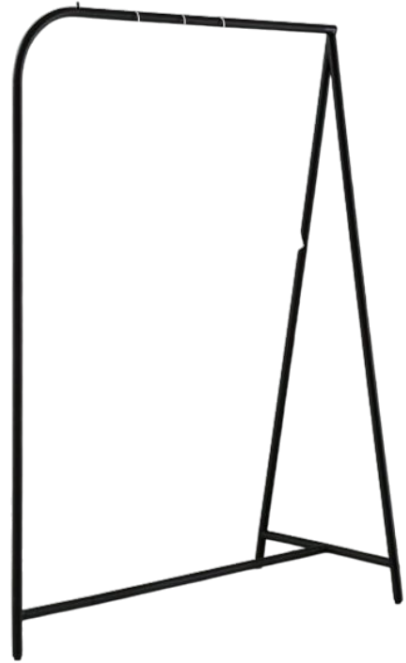
Code: GRS194
BLACK PIPING CLOTHING RAIL

Dimensions

Length: 1 200 mm Height: 1 500 mm
 Depth: 500 mm

Features

- ≡ Finish: Black ≡ With Wheels
- ≡ Fixed Height & Length ≡



Code: GRS193
BLACK CLOTHING DISPLAY RAIL

Dimensions

Length: mm Height: mm
 Depth: mm

Features

- ≡ Finish: Black ≡ No Wheels
- ≡ Fixed Height & Length ≡




Code: GRD211
HEAVY DUTY 2 TIER CLOTHING RAIL

Dimensions

Top Bar Length: 1 500 – 2 300 mm
 Max Height: 2 000 mm

Features

- ≡ Chrome Finish ≡ Easy Assembly
- ≡ Heavy Duty ≡ Durable & Stable
- ≡ Adjustable Length ≡ Adjustable Height
- ≡ Castors For Easy Movement ≡ Removable Centre Bar



Code: GRD40B
ECONOMY 2 TIER CLOTHING RAIL

Dimensions

Length: 2 000 mm Height: 2 000 mm

Features

- ≡ Finish: Black ≡ Castors For Easy Movement
- ≡ Fixed Height ≡ Fixed Height Tiers




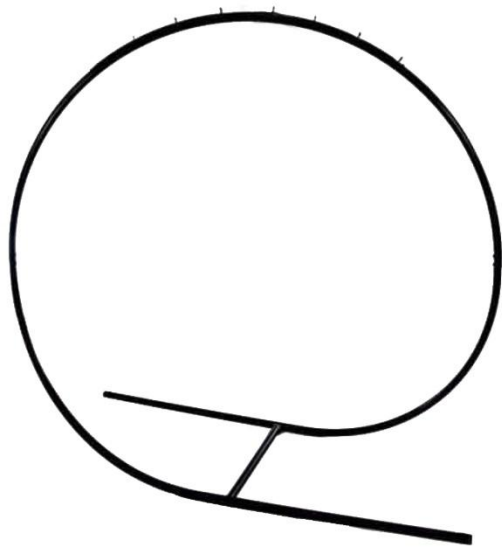
Code: GRD102
2-TIER CLOTHING RAIL

Dimensions

Length: 1 500 mm Height: 2 000 mm

Features

- ≡ Finish: Black ≡ 2 Tiers
- ≡ Square Bars ≡ Fixed Height
- ≡ With Wheels ≡ Easy Assembly



Code: GRS04
CIRCULAR CLOTHING RAIL

Dimensions

Length: 1 600 mm

Features

- ≡ Metal Framework
- ≡ No Castors

Colour Options:

- GRS04B : Black
- GRS04W : White

Code: GRS14
SQUARE CLOTHING RAIL

Dimensions

Length: 1 500 mm Width: 1 600 mm

Features

- ≡ Metal Framework
- ≡ No Castors

Colour Options:

- GRS14B : Black
- GRS14W : White
- GRS14R : Rose Gold



Code: GRD105
1 TIER CIRCULAR RAIL

Dimensions

Diameter: 600 mm Max Height 1 600

Features

- ≡ Chrome Finish with Black Base
- ≡ Rotates
- ≡ Round Placeholders
- ≡ Castors for Easy Movement
- ≡ Adjustable Height
- ≡ Easy Assembly

Code: GRD205
2 TIER CIRCULAR RAIL

Dimensions

Diameter: 600 mm Max Height: 1 900 mm

Features

- ≡ Chrome Finish with Black Base
- ≡ Rotates
- ≡ Round Placeholders
- ≡ Castors for Easy Movement
- ≡ Adjustable Height
- ≡ Easy Assembly

Code: GRS32
CURVED BAR CLOTHING RAIL

Dimensions

Length: 1 270 mm Width 410 mm
Height 1 380 mm

Features

- ≡ Chrome Framework
- ≡ No Castors
- ≡ Glass Base

Glass Colour Options:

- GRS32B : Black
- GRS32R : Red
- GRS32IW : White



Code: GRS118
CHROME CIRCULAR CLOTHING RAIL

Code: GRS912
CIRCULAR CLOTHING RAIL

Code: GRS143
CHROME Z-STYLE CLOTHING DISPLAY

Dimensions
 Diameter 900 mm Height: Adjustable

Dimensions
 Diameter 920 mm Height: 1180 mm

Dimensions
 Length: 1200 mm Height: 1300 mm

Features
 ≡ Chrome Finish ≡ 3 Arms - Individually
 ≡ With Castors ≡ Height Adjustable

Features
 ≡ Fixed Height ≡ Vintage Style

Features
 ≡ Chrome Finish ≡ Dismantles
 ≡ No Castors ≡ Easy Assembly



Code: GRS108
LIGHT DUTY ANTIQUE STYLE RAIL

Code: GRS208
SQUARE BAR ANTIQUE CLOTHING RAIL

Code: GRS308
ANTIQUE IRON CLOTHING RAIL

Dimensions
 Length: 1400 mm Width: 400 mm
 Height: 1150 mm

Dimensions
 Length: 1150 mm Width: 400 mm
 Height: 1400 mm

Dimensions
 Length: 1150 mm Width: 400 mm
 Height: 1400 mm

Features
 ≡ Gold/Black Finish ≡ Light Duty
 ≡ No Castors ≡ Adjustable Height
 ≡ Easy Assembly

Features
 ≡ Gold/Black Finish ≡ Light Duty
 ≡ No Castors ≡ Fixed Height
 ≡ Easy Assembly ≡ Square Bar
 ≡ 2 Compatible Bar Hooks Included

Features
 ≡ Gold/Black Finish ≡ Light Duty
 ≡ No Castors ≡ Fixed Height
 ≡ Easy Assembly



Code: GRS408

ANTIQUE STYLE ASYMMETRICAL RAIL

Dimensions

Length: 1150 mm Width: 500 mm
 Height: 1500 mm

Features

- ≡ Gold/Black Finish
- ≡ No Castors
- ≡ Easy Assembly
- ≡ Light Duty
- ≡ Fixed Height



Code: GRS11

SCARF RAIL | 30 PRONG

Dimensions

Height: 1700 mm

Features

- ≡ 30 Prongs

Colour Options:

GRS11B : Black GRS11G : Gold



Code: GRS032

HEAVY DUTY SPIRAL CLOTHING RAIL

Dimensions

Height: 1100 - 1800 mm

Features

- ≡ Chrome Finish
- ≡ Easy Assembly
- ≡ Castors For Easy Movement
- ≡ Elegant Design
- ≡ Adjustable Height
- ≡ Ball Shape Placeholders

Code: GRS70

SLOTTED SPIRAL CLOTHING RAIL

Features

- ≡ 79 Galvanised Slots
- ≡ No Castors
- ≡ Powder Coat Base

Base Colour Options:

GRS70B : Black GRS70W : White

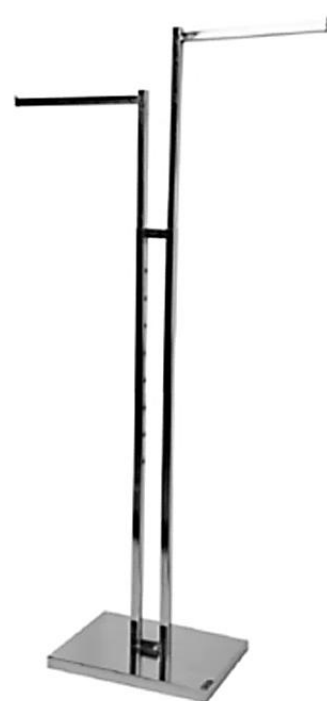




Code: GRS202
2-ARM CLOTHING RAIL

Features

- ≡ 2-Arms
- ≡ No Castors
- ≡ Heavy Duty
- ≡ Finish: Raw Steel
- ≡ Rail presents Clothing face-out from 2-directions.



Code: GRM214
2 STRAIGHT ARM CLOTHING RAIL

Features

- ≡ Chrome Finish
- ≡ 2 Arms are individually height adjustable
- ≡ Easy Assembly
- ≡ No Castors
- ≡ Rail presents your Clothing face-out to show at their best from 2-directions.



Code: GRM273
2 FIXED ARM CLOTHING RAIL

Dimensions

Length: 650 mm Width 500 mm
 Height: 1 400 - 1 500 mm

Features

- ≡ 1 Straight Fixed Arm & 1 Sloping Fixed Arm
- ≡ Chrome Finish
- ≡ Present Clothing face-out from 2-directions.
- ≡ Fixed Height
- ≡ No Castors
- ≡ Blackboard base



Code: GRS404
4-ARM CLOTHING RAIL

Features

- ≡ 4 Individually Height Adjustable Arms
- ≡ With Castors
- ≡ Rail presents Clothing face-out from 4-directions.



Code: GRS913
STANDARD 4 ARM RAIL

Features

- ≡ 4 Straight Arms
- ≡ Present Clothing face-out from 4-directions.
- ≡ No Castors
- ≡ Arms are individually height adjustable



Code: GRM45B
ECONOMY 4-ARM CLOTHING RAIL

Features

- ≡ 4 Straight Arms
- ≡ With Castors
- ≡ Presents Clothing face-out from 4-directions.
- ≡ Finish: Black
- ≡ Arms are individually height adjustable.



Code: GRS124
HEAVY DUTY STRAIGHT 4 ARM RAIL

Dimensions

Length: 800 mm Height: 1 650 mm
 Arm Length: 350 mm Width: 800 mm

Features

- ≡ 4 Straight Arms
- ≡ Chrome Finish
- ≡ Present Clothing face-out to show from 4-directions.
- ≡ Heavy Duty
- ≡ No Castors
- ≡ Arms are individually height adjustable



Code: GRM45C
4 STRAIGHT ARM CLOTHING RAIL

Features

- ≡ 4 Straight Arms
- ≡ With Castors
- ≡ Present Clothing face-out from 4-directions.
- ≡ Chrome Finish Arms
- ≡ Arms are individually height adjustable.



Code: GRM432
CHROME 4 SLOPING ARM RAIL

Dimensions

Length: 980 mm Height: 1 650 mm
 Width: 980 mm

Features

- ≡ 4 Sloping Arms
- ≡ Present Clothing face-out from 4-directions.
- ≡ Chrome Finish
- ≡ No Castors
- ≡ Arms are individually height adjustable



Code: GRM423
HEAVY DUTY CHROME STEPPED 4 ARM RAIL

Dimensions

Length: 1 100 mm Height: 1 850 mm
 Width: 1 100 mm

Features

- ≡ 4 Stepped Arms
- ≡ Present Clothing face-out from 4-directions.
- ≡ Chrome Finish
- ≡ No Castors
- ≡ Arms are individually height adjustable



Code: GRM424
LIGHT DUTY STRAIGHT 4 ARM RAIL

Dimensions

Length: 980 mm Height: 1 650 mm
 Arm Length: 400 mm Width: 980 mm

Features

- ≡ 4 Straight Arms
- ≡ Chrome Finish
- ≡ Present Clothing face-out to show from 4-directions.
- ≡ Light Duty
- ≡ No Castors
- ≡ Arms are individually height adjustable



Code: GRM63
4 SLOPING ARM CLOTHING RAIL

Dimensions
 Length: 1 200 mm Width: 500 mm
 Height: 1 350 - 1 600 mm

Features

- ≡ 3 Straight Arms & 3 Sloping Arms
- ≡ Glass Base ≡ Chrome Framework
- ≡ Arms individually height adjustable ≡ Presents Clothing face-out from 4-directions.

Glass Colour Options:
 GRM63B : Black GRM63R : Red GRM631W : White



Code: GRD02
DOUBLE BAR GLASS DISPLAY RAIL

Dimensions
 Length: 1 200 mm Width: 500 mm
 Height: 1 400 mm

Features

- ≡ Chrome Finish ≡ No Castors
- ≡ Glass Base ≡ Compatible With Bar Hooks | NOT Included

Glass Colour Options:
 GRD02B : Black GRD02R : Red GRD02W : White



Code: GRS966
STANDARD 6-ARM CLOTHING RAIL

Features

- ≡ 6 Straight Arms ≡ Rail presents Clothing face-out from 2-directions.
- ≡ No Castors



Code: GRM601
6 STRAIGHT ARM CLOTHING RAIL

Dimensions
 Length: 1 100 mm Width: 580/840 mm
 Height: 1 400 - 1 670 mm Arm L: 385 mm

Features

- ≡ 6 Straight Arms ≡ Chrome Finish
- ≡ Presents Clothing face-out to show from 4-directions. ≡ With Castors
- ≡ Arms are individually height adjustable




Code: GRD22
4-WAY DOUBLE BAR DISPLAY RAIL

Dimensions
 Length: 1 200 mm Width: 630 mm
 Height: 1 380 mm

Features

- ≡ Chrome Finish ≡ No Castors
- ≡ Glass Base ≡ Compatible With Bar Hooks | NOT Included

Glass Colour Options:
 GRD22B : Black GRD22R : Red GRD22W : White



Code: GRD771

DOUBLE BAR HOOK RAIL

Dimensions

Length: 1 200 mm Height: 1 350 mm
 Width: 300/720 mm Hook L: 300 mm

Features

- ≡ Chrome Framework
- ≡ Incl. 6 Bar Hooks
- ≡ No Castors
- ≡ Black Wood Top
- ≡ Easy Assembly
- ≡ Adjustable Height

Code: GRD141

OVAL DOUBLE BAR RAIL

Dimensions

Length: 1 600 mm Width: 550 mm
 Height: 1 400 mm

Features

- ≡ Chrome Finish
- ≡ Round Bar Design
- ≡ Glass Top
- ≡ Easy Assembly
- ≡ No Castors
- ≡ Wood Side Panels

Code: GRD24


METAL FINISH OVAL DOUBLE RAIL

Features

- ≡ Chrome Round Bar
- ≡ Grey Finish
- ≡ Glass Top
- ≡ Easy Assembly
- ≡ No Castors
- ≡ Metal Side Panels

Size Options

GRD241 : 1 700 mm **GRD242 : 1 400 mm**
 Length: 1 700 mm Length: 1 400 mm
 Height: 1 500 mm H: 1 200 - 1 500 mm
 Width: 600 mm Width: 600 mm



Code: GRD662

HEAVY DUTY DOUBLE BAR RAIL

Dimensions

Length: 1 200 mm Height: 1 350 mm
 Width: 600 mm

Features

- ≡ Chrome Framework
- ≡ Double Bar
- ≡ No Castors
- ≡ Black Wood Top
- ≡ Easy Assembly
- ≡ Adjustable Height

Code: GRD116

HEAVY DUTY DOUBLE RAIL

Dimensions

Length: 1 500 mm

Features

- ≡ Chrome Finish
- ≡ No Castors
- ≡ Easy Assembly

Code: GRD301

LIGHT DUTY DOUBLE BAR RAIL

Dimensions

Length: 1 200 mm Height: 1 350 mm

Features

- ≡ Chrome Finish
- ≡ Light Duty
- ≡ Fixed Height
- ≡ Easy Assembly
- ≡ No Castors
- ≡ Fixed Length

COMBINATION DISPLAYS





Code: GRC81
COMBINATION RAIL & SHELF DISPLAY

Dimensions

Length: 1 200 mm Width: 500 mm
 Height: 2 400 mm

Features

- ≡ Combination of rail and shelves
- ≡ NO Castors

Glass Colour Options:

- GRC81B : Black Glass | Silver Chrome Framework
- GRC81W : White Glass | Gold Chrome Framework



Code: GRC61
5 TIER GLASS SHELF DISPLAY STAND

Dimensions

Length: 1 200 mm Width: 500 mm
 Height: 2 400 mm

Features

- ≡ 5 Glass Shelves
- ≡ NO Castors

Glass Colour Options:

- GRC61B : Black Glass | Silver Chrome Framework
- GRC61W : White Glass | Gold Chrome Framework



Code: GRC83
COMBINATION RAIL & SHELF DISPLAY

Dimensions

Length: 1 200 mm Width: 500 mm
 Height: 2 400 mm

Features

- ≡ Combination of rail and shelves
- ≡ NO Castors
- ≡ Black Metal Frame
- ≡ Fixed Height
- ≡ Perforated Black Metal Insert Panels
- ≡ Bar Hooks Compatible



Code: GRC251
GOLD CHROME MULTI-SECTION DISPLAY

Dimensions

Length: 1 500 mm Height: 1 800 mm
 Depth: 500 mm Shelf: 350 x 500mm

Features

- ≡ Finish: Gold Chrome
- ≡ No Wheels
- ≡ Fixed Height & Length
- ≡ 4 Tiers



Code: GRC74G
GOLD CHROME COMBINATION DISPLAY

Dimensions

Length: 1 200 mm Height: 1 800 mm
 Depth: 500 mm

Features

- ≡ Finish: Gold Chrome
- ≡ No Wheels
- ≡ Fixed Height & Length



Code: GRC109
COMBINATION RAIL & SHELF DISPLAY

Dimensions

Length: 1 200 mm Width: 450 mm
 Height: 1 500 mm

Features

- ≡ Combination of rail & shelves
- ≡ Chrome Finish
- ≡ With Castors



Code: GRC321

MULTI DOUBLE BAR DISPLAY WITH SHELVES

Dimensions

Length: 1 800 mm Width: 620 mm
Height: 1 400 mm

Features

- ≡ Black Metal Frame
- ≡ Adjustable Shelves
- ≡ No Wheels
- ≡ Perforated Black Metal Insert Panels
- ≡ Bar Hooks Compatible

Code: GRC113

MULTI DOUBLE BAR DISPLAY

Dimensions

Length: 1 700 mm Width: 720 mm
Height: 1 380 mm

Features

- ≡ Black Metal Frame
- ≡ Fixed Height
- ≡ No Wheels
- ≡ Perforated Black Metal Insert Panels
- ≡ Bar Hooks Compatible

Code: GRC944

BLACK & WOOD COMBINATION DISPLAY

Dimensions

Length: 1 650 mm Width: 400 mm
Height: 1 865 mm

Features

- ≡ Fixed Height/Length
- ≡ Black Metal Frame
- ≡ With Wheels
- ≡ Wooden Top/Base Panels



Code: GRC72

COMBINATION GLASS DISPLAY

Dimensions

Length: 1 570 mm Height: 1 400 mm
Width: 500 mm
Shelf Size: L: 400 mm | Width: 400 mm

Features

- ≡ Chrome/Gold Frame Finish
- ≡ Glass Base/Shelves
- ≡ No Castors

Glass Colour Options:

- GRC72B : Black
- GRC72R : Red
- GRC72G : White & Gold
- GRC72W : White

Code: GRC82

GLASS TOP COMBINATION DISPLAY

Dimensions

Length: 1 200 mm Width: 580 mm
Height: 1 320 mm

Features

- ≡ Chrome Finish
- ≡ Glass Base/Shelf
- ≡ No Castors

Glass Colour Options:

- GRC82B : Black
- GRC82R : Red
- GRC82W : White

Code: GRC23

3-SHELF GLASS DISPLAY

Dimensions

Length: 1 200 mm Height: 1 350 mm
Width: 500 mm
Shelf Size: L: 1 240 mm | W: 380 mm

Features

- ≡ Chrome Finish
- ≡ Glass Base/Shelves
- ≡ No Castors

Glass Colour Options:

- GRC23B : Black
- GRC23R : Red
- GRC23W : White



Code: GRC33

3-TIER GLASS SHELF DISPLAY

Dimensions

Length:	1 200 mm	Top Shelf W:	300mm
Height:	1 270 mm	Mid Shelf W:	380mm
Width:	750 mm	Bottom Shelf	
Shelf L:	1 170 mm	W:	450 mm

Features

- ≡ Chrome Finish
- ≡ Glass Shelves
- ≡ 3 Shelves
- ≡ No Castors

Glass Colour Options:

GRC33B : Black GRC33R : Red GRC33W : White

Code: GRC91

MULTI-SECTION GLASS DISPLAY

Dimensions

Length:	1 200 mm	Height:	1 400 mm
Width:	530 mm		
Shelf Size:	L: 400 mm Width: 400 mm		

Features

- ≡ Chrome Finish
- ≡ Glass Base/Shelves
- ≡ No Castors

Glass Colour Options:

GRC91B : Black GRC91R : Red GRC91W : White

Code: GRC62

COMBINATION RAIL & SHELF DISPLAY

Dimensions

Length:	1 200 mm	Height:	1 380 mm
Width:	740 mm		
Shelf Size:	L: 1 200 mm W: 450 mm		

Features

- ≡ Chrome Framework
- ≡ Glass Shelf
- ≡ No Castors

Glass Colour Options:

GRC62B : Black GRC62R : Red GRC62W : White

DISPLAY TABLES





Code: DNT316
4 TIER ROUND DISPLAY TABLE

Dimensions

Unit Height	1 400 mm			
Tier Diameter:	600 mm	800 mm	1 000 mm	1 200 mm

- Features**
- ≡ 4 Descending Tiers
 - ≡ White Gloss Tabletops
 - ≡ Fixed Height
 - ≡ Chrome Framework | Edging

Code: DNT617
4 TIER ROUND OAK DISPLAY TABLE

Dimensions

Unit Height	1 400 mm			
Tier Diameter:	600 mm	800 mm	1 000 mm	1 200 mm

- Features**
- ≡ 4 Descending Tiers
 - ≡ Oak Finish Tabletops
 - ≡ Fixed Height
 - ≡ Black Metal Framework | Edging



Code: DNT615
SILVER FRAMED BLACK DISPLAY TABLES

Dimensions

Length:	1 200 mm	Height:	720 mm
Width:	1 200 mm		

- Features**
- ≡ 5 Display Tables
 - ≡ Black Glass Tabletops
 - ≡ Ideal for store displays
 - ≡ Silver Chrome Framework

Code: DNT616
GOLD FRAMED WHITE DISPLAY TABLES

Dimensions

Length:	1 200 mm	Height:	720 mm
Width:	1 200 mm		

- Features**
- ≡ 5 Display Tables
 - ≡ White Glass Tabletops
 - ≡ Ideal for store displays
 - ≡ Gold Chrome Framework



Code: DNT613

DOUBLE SIDED 4 TIER OAK DISPLAY TABLE

Dimensions

Length:	1 200 mm	Height:	1 300 mm
Width:	1 000 mm		

Features

- ≡ Oak Finish Tabletops
- ≡ Black Metal Framework/Edging
- ≡ Double Sided
- ≡ Fixed Height

Code: DNT517

DOUBLE SIDED 4 TIER BLACK DISPLAY TABLE

Dimensions

Length:	1 200 mm	Height:	1 300 mm
Width:	1 000 mm		

Features

- ≡ Black Perforated Metal Finish Tabletops
- ≡ Black Metal Framework/Edging
- ≡ Double Sided
- ≡ Fixed Height



Code: DNT618

4 TIER SQUARE DISPLAY TABLE

Dimensions

Unit Height	1 400 mm			
Tier Sizes:	L: 600 mm	L: 800 mm	L: 1000 mm	L: 1200 mm
	W: 600 mm	W: 800 mm	W: 1000 mm	W: 1200 mm

Features

- ≡ 4 Descending Tiers
- ≡ Fixed Height
- ≡ Black Metal Framework/Edging
- ≡ Oak Finish Wooden Tabletops

Code: DNT612

4 TIER SQUARE DISPLAY TABLE

Dimensions

Unit Height	1 400 mm			
Tier Sizes:	L: 600 mm	L: 800 mm	L: 1000 mm	L: 1200 mm
	W: 600 mm	W: 800 mm	W: 1000 mm	W: 1200 mm

Features

- ≡ 4 Descending Tiers
- ≡ Fixed Height
- ≡ White Gloss Tabletops
- ≡ Chrome Framework | Edging



Code: DNT516

OAK 3 TIER DISPLAY TABLES

Dimensions

Small Table: L: 1 200 mm | D: 400 mm
 Centre Table: L: 1 600 mm | D: 800 mm
 Large Table: L: 2 000 mm | D: 1 200 mm

Features

- ≡ 3 Tier Display Tables
- ≡ Oak Wood Table Tops
- ≡ Ideal for store displays
- ≡ Black Framework



Code: DNT714

MESH 3 TIER DISPLAY TABLES

Dimensions

Small Table:
 Centre Table:
 Large Table:

Features

- ≡ 3 Tier Display Tables
- ≡ Black Mesh Table Tops
- ≡ Ideal for store displays
- ≡ Black Framework



Code: DNT319

BLACK WOOD DISPLAY TABLES | SET OF 2

Dimensions

Small Table:
 Large Table:

Features

- ≡ Set of 2 Display Tables
- ≡ Wood Composition
- ≡ Compact Storage
- ≡ Ideal for store displays
- ≡ Multi-Functional
- ≡ No Castors



Code: DNT546

BLACK & WOOD DISPLAY TABLES | SET OF 2


Dimensions

Small Table:
 Large Table:

Features

- ≡ Set of 2 Display Tables
- ≡ Wood Tabletops
- ≡ Compact Storage
- ≡ Ideal for store displays
- ≡ Black Metal Framework
- ≡ No Castors





Code: DNT215

GLASS DISPLAY TABLES | SET OF 3

Dimensions

Small Table: L: 700 mm | H: 600 mm | D: 500 mm
Centre Table: L: 800 mm | H: 700 mm | D: 500 mm
Large Table: L: 900 mm | H: 800 mm | D: 500 mm

Features

- ≡ Set of 3 Display Tables
- ≡ Silver Chrome Framework
- ≡ Compact Storage
- ≡ Ideal for store displays
- ≡ Black Glass Tops
- ≡ Castors for Easy Movement

Code: DN512

GLASS DISPLAY TABLES | SET OF 3

Dimensions

Small Table: L: 700 mm | H: 600 mm | D: 500 mm
Centre Table: L: 800 mm | H: 700 mm | D: 500 mm
Large Table: L: 900 mm | H: 800 mm | D: 500 mm

Features

- ≡ Set of 3 Display Tables
- ≡ Gold Chrome Framework
- ≡ Compact Storage
- ≡ Ideal for store displays
- ≡ White Glass Tops
- ≡ Castors for Easy Movement

SPECIALISED RAILS





Code: GRD101

3 TIER BELT & TIE RACK

Dimensions

Length: 1 000 mm Width: 260 mm
 Height: 1 500 mm Hook L: 80 mm

Features

- ≡ Chrome Finish
- ≡ No Castors
- ≡ 3 Rows of Hooks



Code: GRD102

2 TIER ROTATING DISPLAY

Dimensions

Tier 1 Dia.: 500 mm Tier 2 Dia.: 780 mm
 Unit Height: 1 700 mm Hook L: 80 mm

Features

- ≡ Chrome Finish
- ≡ No Castors
- ≡ Rotating Display
- ≡ Easy Assembly



Code: GRD103

1 TIER ROTATING DISPLAY

Dimensions

Unit Dia.: 600 mm Unit Height: 1 400 mm
 Hook L: 100 mm

Features

- ≡ Chrome Finish
- ≡ No Castors
- ≡ Rotating Display
- ≡ Easy Assembly



Code: GRD154

ALLOY X-TYPE RAIL

Features

- ≡ Alloy
- ≡ No Castors
- ≡ Easy Assembly



Code: GRD106


PERSONAL USE X-TYPE RAIL

Dimensions

Height: 1 280 mm Width: 800 mm
 Length: 1 150 - 2 000 mm

Features

- ≡ Personal Use
- ≡ No Castors
- ≡ Double Bar
- ≡ Chrome Finish



Code: GRD107

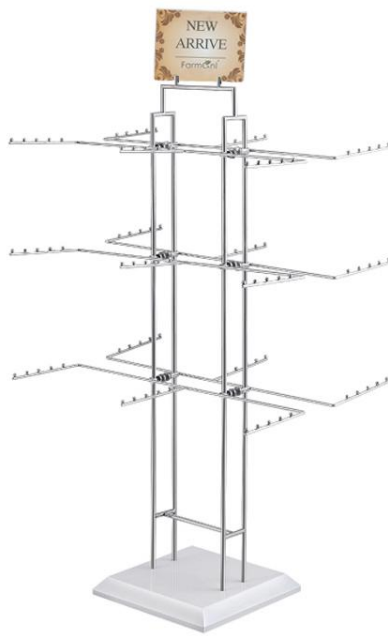
QUADRILATERAL 4-BAR RAIL

Dimensions

Length: 1 200 mm Height: 1 200 mm

Features

- ≡ Chrome Finish
- ≡ No Castors
- ≡ 4 Bar
- ≡ Easy Assembly



Code: GRD191

PERSONAL USE LAUNDRY RAILS

Features

- ≡ Chrome Finish
- ≡ Easy Assembly
- ≡ Personal Use
- ≡ No Castors

Code: GRD391

3 TIER CHROME DISPLAY STAND

Dimensions

Length: 600 mm Width: 600 mm
 Height: 1 500 mm

Features

- ≡ Chrome Finish
- ≡ No Castors
- ≡ 3 Tier
- ≡ Double Sided
- ≡ Square Wooden Base

Code: GRD392

CHROME 2 TIER ROTATING DISPLAY

Dimensions

Length: 620 mm Width: 750 mm
 Height: 1 500 mm

Features

- ≡ 2- Tier
- ≡ Rotates
- ≡ Small Round Glass Topper
- ≡ Double Sided
- ≡ Chrome
- ≡ No Castors

GARMENT STEAMERS





Code: GSS01U

MAIER 1500-WATT GARMENT STEAMER

Specifications:

Power: 1 500 watts Output: 20 ml/min
 Tank Capacity: 2 400 ml Max Temp: 98°

Features

- ≡ Copper Element
- ≡ Stainless Steel Steaming Head
- ≡ 6-month warranty
- ≡ Rotating Hanger



Code: GSS02U

528S 1700-WATT GARMENT STEAMER

Specifications:

Power: 1 700 watts Cord Length: 2 meters
 Tank Capacity: 2 000 ml Max Temp: 98° Output: 20 ml/min

Features

- ≡ Dual temperature power control
- ≡ Rotating Handle
- ≡ Universal Castors for easy movement
- ≡ 360-degree swivel hanger
- ≡ Concealed wire-rewinding unit.
- ≡ Strong anti-corrosion plastic
- ≡ Height Adjustable Anti-slip hook
- ≡ Dusting brush & pants clip
- ≡ Automatic water supply device
- ≡ Metal panels & nozzle with brush
- ≡ Anti-condensation of water vapour filter device (machine)



Code: GSS13U

2800-WATT GARMENT STEAMER

Specifications:

Power: 2 800 watts Tank Capacity: 3 500 ml

Features

- ≡ 60 min Working Time
- ≡ Steam Vol: 45g/min



Code: GSS03U

S600 1700-WATT GARMENT STEAMER

Specifications:

Power: 1 700 watts Cord Length: 2 meters
 Output: 20 ml/min Max Temp: 98°

Features

- ≡ Dual temperature power control
- ≡ Anti-condensation of water vapour filter device
- ≡ 360-degree rotate
- ≡ Metal panels & double-insulated nozzle
- ≡ Dual temperature power control
- ≡ Castors for easy movement
- ≡ Transparent water bottle
- ≡ Automatic water supply device
- ≡ Hidden take-up wire
- ≡ Cleaning brush & creases clip all-in-one
- ≡ Anti-slip hanging cross

HANGERS & HANGER ACCESSORIES





ADULT HANGERS





Code: HWS17
STANDARD QUALITY WOODEN HANGER

Dimensions

Length: 450 mm

Features

- ≡ Standard Quality Wood
- ≡ Minimal colour variations
- ≡ Wooden Trouser Bar
- ≡ Wood Colour: Natural Beech
- ≡ Adjustable Metal Hook
- ≡ Notches for Clothing Straps



Code: HWS20
STANDARD QUALITY WHITE WOODEN HANGER

Dimensions

Length: 420 mm

Features

- ≡ Adjustable Metal Hook
- ≡ Notches for Clothing Straps
- ≡ Colour: White
- ≡ Wooden Trouser Bar



Code: HWS27
ECONOMY WOODEN HANGER

Dimensions

Length: 450 mm

Features

- ≡ Economy Quality Wood
- ≡ May have some knots and minor colour variations
- ≡ Wooden Trouser Bar
- ≡ Wood Colour: Natural Beech
- ≡ Adjustable Metal Hook
- ≡ Notches for Clothing Straps



Code: HW12
HIGH QUALITY WOODEN HANGER

Colour Options:

HW12B : Beech HW12L : Black HW12W : White

Features

- ≡ Adjustable Metal Hook
- ≡ Notches for Clothing Straps
- ≡ High Quality Smooth Wood
- ≡ Wooden Trouser Bar



Code: HW64N
QUALITY PLASTIC HANGER

Dimensions

Length: TBA

Features

- ≡ Colour: Light Wood
- ≡ Notches for Clothing Straps
- ≡ Adjustable Metal Hook
- ≡ Plastic Trouser Bar



Code: HW54
QUALITY PLASTIC COAT HANGER

Colour Options:

HW54N : Light Wood HW13B : Black

Features

- ≡ Adjustable Metal Hook
- ≡ Broader Ends for Coat Display
- ≡ Quality Plastic
- ≡ Non-Slip Plastic Trouser Bar



Code: HWR43

QUALITY NON-SLIP WOODEN HANGER

Features

- ≡ High Quality Wood
- ≡ Smooth Wooden Hanger
- ≡ Wooden Non-Slip Trousers Bar
- ≡ Wood Colour: Natural Beech
- ≡ Adjustable Metal Hook
- ≡ Adjustable Non-Slip Clips



Code: HWR42

QUALITY NON-SLIP WOODEN SHIRT HANGER

Features

- ≡ High Quality Wood
- ≡ Smooth Wooden Hanger
- ≡ Adjustable Non-Slip Clips
- ≡ Wood Colour: Natural Beech
- ≡ Adjustable Metal Hook



Code: HW11

HIGH QUALITY WOODEN SHIRT HANGER

Colour Options:

- HW11B : Beech
- HW11L : Black
- HW11W : White

Features

- ≡ Adjustable Metal Hook
- ≡ Notches for Clothing Straps
- ≡ High Quality Wood
- ≡ Smooth Wooden Hanger

Code: HWS91

QUALITY BLACK WOODEN HANGER

Dimensions

Length: 440 mm

Features

- ≡ Adjustable Metal Hook
- ≡ Notches for Clothing Straps
- ≡ Colour: Black
- ≡ Wooden Trousers Bar



Code: HW13

HIGH QUALITY WOODEN COAT HANGER

Colour Options:

- HW13B : Beech
- HW13L : Black
- HW13W : White

Features

- ≡ Adjustable Metal Hook
- ≡ Broader Sides for Coat Display
- ≡ High Quality Wood
- ≡ Smooth Wooden Hanger
- ≡ Wooden Trousers Bar

Code: HWS2T

ECONOMY WOODEN HANGER | TEAL

Features

- ≡ Economy Quality Wood
- ≡ Wooden Trousers Bar
- ≡ Finish: Teal
- ≡ Adjustable Metal Hook
- ≡ Notches for Clothing Straps



Code: HWC13
STANDARD QUALITY WOODEN CLIP HANGER

Dimensions
 Length: 430 mm

- Features**
- ≡ Standard Quality Wood
 - ≡ Adjustable Metal Clips & Hook
 - ≡ Wood Colour: Natural Beech
 - ≡ Notches for Clothing Straps
 - ≡ Minimal colour variations



Code: HWC23
ECONOMY WOODEN CLIP HANGER

Dimensions
 Length: 430 mm

- Features**
- ≡ Economy Quality Wood
 - ≡ Adjustable Metal Clips & Hook
 - ≡ Wood Colour: Natural Beech
 - ≡ Notches for Clothing Straps
 - ≡ Minor Colour Variations



Code: HW29
HIGH QUALITY WOODEN CLIP HANGER

Colour Options:
 HW29B : Beech HW29W : White


- Features**
- ≡ High Quality Wood
 - ≡ Adjustable Metal Clips & Hook
 - ≡ Smooth Wooden Hanger
 - ≡ Notches for Clothing Straps



Code: HW15
HIGH QUALITY WOODEN CLIP HANGER

Colour Options:
 HW15B : Beech HW15L : Black HW15W : White

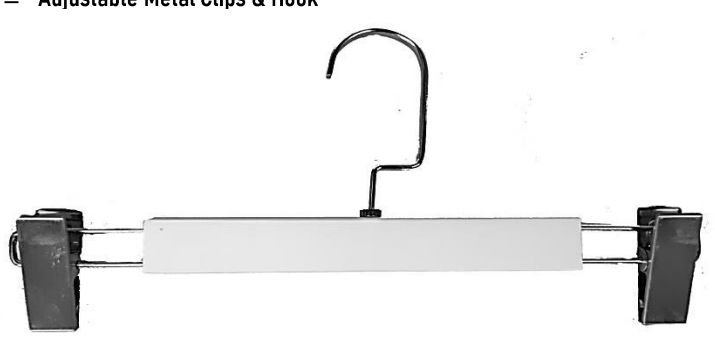
- Features**
- ≡ High Quality Wood
 - ≡ Adjustable Metal Clips & Hook
 - ≡ Smooth Wooden Hanger



Code: HWC3
QUALITY WOOD CENTRE CLIP HANGER

Size Options
 HWC33 : Length: 280 mm HWC34 : Length: 320 mm

- Features**
- ≡ Standard Quality Wood
 - ≡ Adjustable Metal Clips & Hook
 - ≡ Wood Colour: Natural Beech
 - ≡ Minimal colour variations



Code: HWC19
QUALITY WHITE WOOD CENTRE CLIP HANGER

Dimensions
 Length: 280 mm

- Features**
- ≡ Standard Quality Wood
 - ≡ Adjustable Metal Clips
 - ≡ Wood Colour: White
 - ≡ Chrome Finish Hook



Code: HWF11

FOAM WOOD CENTERED SHIRT HANGER

Dimensions

Length: 380 mm

Features

- ≡ Black Foam Non-Slip Ends
- ≡ Adjustable Metal Hook
- ≡ Wood Colour: Natural Beech
- ≡ Wooden Centre



Code: HWF12

FOAM WOOD CENTERED CLIP HANGER

Dimensions

Length: 330 mm

Features

- ≡ Black Foam-Covered Bar
- ≡ Adjustable Metal Hook
- ≡ Wood Colour: Natural Beech
- ≡ Wooden Centre Detail



Code: HPS15

PLYWOOD SHIRT HANGER

Dimensions

Length: 400 mm

Features

- ≡ Rubber Non-Slip Ends
- ≡ Adjustable Metal Hook
- ≡ High Quality Plywood



Code: HPC16


PLYWOOD CLIP HANGER

Dimensions

Length: 370 mm

Features

- ≡ Adjustable Metal Clips
- ≡ Adjustable Metal Hook
- ≡ High Quality Plywood



Code: HWT81

BLACK WOODEN TROUSER HANGER

Dimensions

Length: 280 mm

Features

- ≡ Adjustable Metal Hook
- ≡ Wooden Clamp Hanger
- ≡ Finish: Black
- ≡ Ideal for Trousers & Skirts




Code: HWT41

HIGH QUALITY WOODEN TROUSER HANGER

Features

- ≡ Adjustable Metal Hook
- ≡ High Quality Wood
- ≡ Wooden Clamp Hanger
- ≡ Wood Colour: Natural Beech
- ≡ Smooth Wooden Hanger
- ≡ Ideal for Trousers & Skirts



Code: HMF14

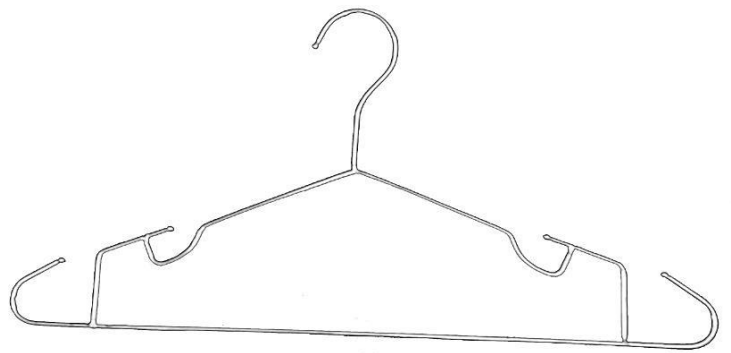
NON-SLIP FOAM CLIP HANGER

Dimensions

Length: 300 mm

Features

- ≡ Black Foam Cushions
- ≡ Black Metal Centre
- ≡ Non Slip
- ≡ Adjustable Metal Hook



Code: HMS21


DUAL NOTCH HEAVY DUTY METAL HANGER

Dimensions

Length: 420 mm Thickness: 4 mm

Features

- ≡ Fixed Metal Hook
- ≡ Heavy Duty
- ≡ Dual Notches on Each Side for Clothing Straps
- ≡ Trouser Bar
- ≡ Thick Metal



Code: HMS06


LIGHT DUTY METAL HANGER

Dimensions

Length: 400 mm Thickness: 2.8 mm

Features

- ≡ Fixed Metal Hook
- ≡ Light Duty
- ≡ No Notches for clothing straps
- ≡ Trouser Bar



Code: HMB32

DOUBLE BAR HEAVY DUTY METAL HANGER

Dimensions

Length: 400 mm

Features

- ≡ Adjustable Rubber Coated Metal Hook & Ends
- ≡ Heavy Duty
- ≡ Dual Bar
- ≡ Black Size Block
- ≡ Thick Metal



Code: HMC11


LIGHT DUTY METAL HANGER

Dimensions

Length: 350 mm

Features

- ≡ Adjustable Metal Hook & Clips
- ≡ Light Duty
- ≡ Black Rubber Coated Clip Tips



Code: HMW1

METAL CLIP HANGER – WHITE TRIM

Size Options

HMW18 : Length: 300 mm

HMW19 : Length: 380 mm

Features

- ≡ Metal Bar
- ≡ Adjustable Metal Hook
- ≡ White Plastic Clips
- ≡ White Plastic Centre Detail



Code: HMF01

NON-SLIP BLACK METAL SHIRT HANGER

Dimensions

Length: 390 mm

Features

- ≡ Adjustable Metal Hook
- ≡ Black Metal Hanger
- ≡ Blue Foam Non-Slip Ends



Code: HMS20

ROSE GOLD MEDIUM DUTY METAL HANGER

Dimensions

Length:

Thickness:

Features

- ≡ Colour: Rose Gold
- ≡ Single Notches for Clothing Straps
- ≡ Medium Duty
- ≡ Fixed Metal Hook



Code: HMB1

METAL CLIP HANGER – BLACK TRIM

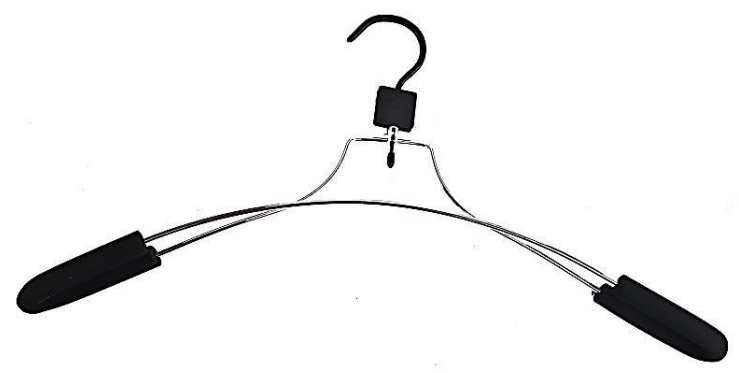
Size Options

HMB18 : Length: 300 mm

HMB19 : Length: 380 mm

Features

- ≡ Metal Bar
- ≡ Adjustable Metal Hook
- ≡ Black Plastic Clips
- ≡ Black Plastic Centre Detail



Code: HMF02

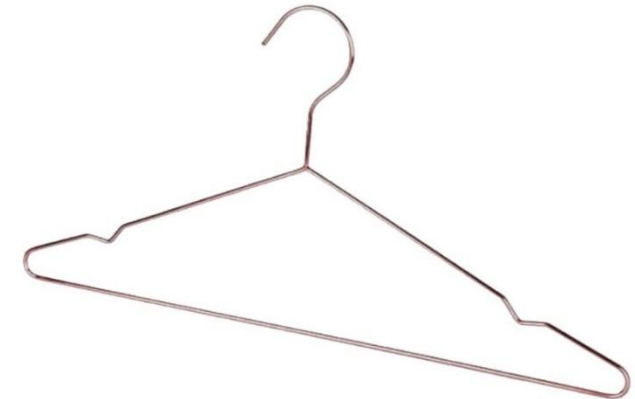
NON-SLIP DOUBLE BAR METAL HANGER

Dimensions

Length: 420 mm

Features

- ≡ Adjustable Rubber Coated Metal Hook
- ≡ Black Foam Non Slip Ends
- ≡ Black Size Block



Code: HMS18

ROSE GOLD LIGHT DUTY METAL HANGER

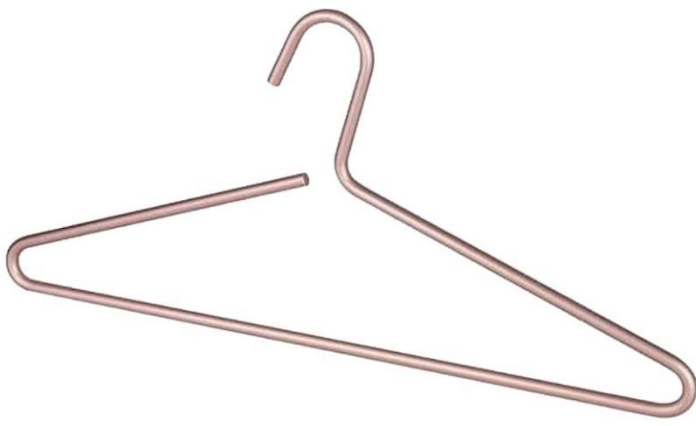
Dimensions

Length:

Thickness:

Features

- ≡ Colour: Rose Gold
- ≡ Single Notches for Clothing Straps
- ≡ Light Duty
- ≡ Fixed Metal Hook



Code: HMS52
ROSE GOLD METAL HANGER

Dimensions	
Length:	Thickness:
Features	
≡ Colour: Rose Gold	≡ Fixed Metal Hook



Code: HMS51
ROSE GOLD METAL HANGER

Dimensions	
Length:	Thickness:
Features	
≡ Colour: Rose Gold	≡ Fixed Metal Hook




Code: HMR01
BLACK RUBBER COATED METAL HANGER

Dimensions	
Length: 450 mm	
Features	
≡ Rubber Coated Hanger	≡ Adjustable Metal Hook
≡ Notches for clothing straps	≡ Rubber Coated Trouser Bar



Code: HMC1
CHROME CLIP HANGER

Clip Colour Options:	
HMC1C : Chrome Clips	HMC1B : Black Clips
Features	
≡ Metal hanger	≡ Fixed Hook
≡ Chrome Finish	≡ Adjustable Clips



Code: HMS31
LIGHT DUTY STANDARD HANGER

Dimensions	
Length: 400 mm	
Features	
≡ Metal Hanger	≡ Single Notch for Clothing Straps
≡ Fixed Hook	≡ Metal Trouser Bar



Code: HMC21
METAL CLIP HANGER - WHITE RUBBER TRIM

Features	
≡ Metal Bar	≡ White Rubber Ended Clips
≡ Adjustable Metal Hook	≡ White Rubber Centre Detail



Code: HMS81
CHROME DUAL BAR HANGER

- Features*
- ≡ Metal Hanger
 - ≡ Dual Bar
 - ≡ Chrome Finish
 - ≡ Adjustable Hook



Code: HMS19
CHROME DOUBLE BAR SHIRT HANGER

- Features*
- ≡ Shirt Hanger
 - ≡ Adjustable Hook
 - ≡ Chrome Finish
 - ≡ Double Bar



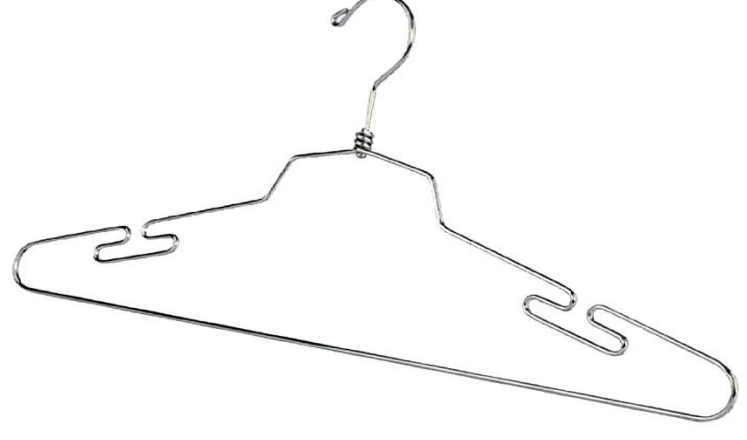
Code: HMS24
ALUMINIUM DOUBLE BAR SHIRT HANGER

- Features*
- ≡ Aluminium Shirt Hanger
 - ≡ Adjustable Hook
 - ≡ Single Notch for Clothing Straps
 - ≡ Double Bar



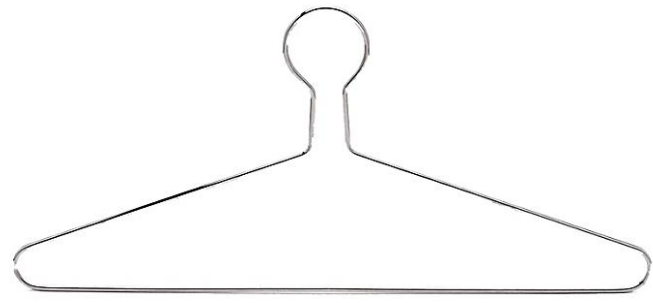
Code: HMS25
ALUMINIUM STANDARD HANGER

- Features*
- ≡ Aluminium Finish
 - ≡ Adjustable Hook
 - ≡ Single Notch for Clothing Straps
 - ≡ Metal Trouser Bar



Code: HMS26
QUALITY STANDARD CHROME HANGER

- Features*
- ≡ Chrome Finish
 - ≡ Adjustable Hook
 - ≡ Single Notch for Clothing Straps
 - ≡ Metal Trouser Bar



Code: HMS30
CHROME ANTI-THEFT HANGER

Dimensions
Length: 430 mm Hole Dia.: 50 mm





- Features**
- ≡ Chrome Finish
 - ≡ Anti-Theft Hook
 - ≡ Metal Trouser Bar
 - ≡ Secures to rail



Code: HMC76
MEDIUM DUTY METAL CLIP HANGER

Dimensions

- Features**
- ≡ Adjustable Metal Hook & Clips
 - ≡ Medium Duty
 - ≡ Black Rubber Coated Clip Tips





Code: HPS6
BLACK PLASTIC CLIP HANGER

Size Options

HPS68 : Black - L: 380 mm HPS69 : Black - L: 450 mm

Features

- ≡ Quality Black Plastic Centre
- ≡ Adjustable Metal Hook
- ≡ Adjustable Plastic Clips



Code: HPC14
PERSPEX CLIP HANGER

Dimensions

Length: 300 mm

Features

- ≡ Metal Bar & Hook
- ≡ Adjustable Clips & Hook
- ≡ Transparent Perspex Centrepiece & Clips



Code: HPR19
RUBBER COATED CLIP HANGER

Dimensions

Length: 380 mm

Features

- ≡ Adjustable Chrome Hook
- ≡ Black Rubber Coated Centrepiece & Clips



Code: HPS96
QUALITY SUIT HANGER

Features

- ≡ High Quality Suit Hanger
- ≡ Removable Trousers Bar
- ≡ Adjustable Metal Hook
- ≡ Broad Shoulder



Code: HPR18
RUBBER COATED SHIRT HANGER

Dimensions

Length: 380 mm

Features

- ≡ Adjustable Chrome Hook
- ≡ Notches for Clothing Straps
- ≡ Black Rubber Coated Hanger




Code: HPR20
NON-SLIP BLACK PLASTIC SUIT HANGER

Dimensions

Length: 450 mm

Features

- ≡ Adjustable Chrome Hook
- ≡ Non-Slip Pads
- ≡ Black Plastic Hanger
- ≡ Removable Trousers Bar



Code: HPS4
STANDARD SUIT HANGER

Size Options
HPS44 : Length: 420 mm | Shoulder Width:65 mm
HPS45 : Length: 450 mm | Shoulder Width:60 mm

- Features**
- ≡ Standard Quality Suit Hanger
 - ≡ Plastic Trouser Bar
 - ≡ Black Plastic
 - ≡ Adjustable Metal Hook



Code: HPS28
BLACK PLASTIC STANDARD SUIT HANGER

Dimensions
Length: 450 mm Shoulder Width: 50 mm

- Features**
- ≡ Quality Black Plastic
 - ≡ Broad Shoulders
 - ≡ Fixed Trouser Bar
 - ≡ Adjustable Metal Hook



Code: HPS2
STANDARD SUIT HANGER

Size Options
HPS22 : Length: 420 mm | Shoulder Width:50 mm
HPS26 : Length: 460 mm | Shoulder Width:50 mm

- Features**
- ≡ Standard Quality Suit Hanger
 - ≡ Plastic Trouser Bar
 - ≡ Black Plastic
 - ≡ Adjustable Metal Hook



Code: HPS3
QUALITY SUIT HANGER

Size Options
HPS39 : Length: 390 mm | Shoulder Width:60 mm

- Features**
- ≡ High Quality Suit Hanger
 - ≡ Removable Plastic Trouser Bar
 - ≡ Black Plastic
 - ≡ Adjustable Metal Hook



Code: HPS9
NON-SLIP GLOSS PLASTIC SHIRT HANGER

Size Options
HPS94 : Length: 420 mm HPS95 : Length: 450 mm

- Features**
- ≡ High Quality Plastic
 - ≡ Gloss White with Black Trim (400mm)
 - ≡ Non-Slip Edges
 - ≡ Adjustable Chrome Hook



Code: HPS30
WHITE PLASTIC NON-SLIP SHIRT HANGER

Dimensions
Length: 400 mm

- Features**
- ≡ White Plastic Hanger
 - ≡ Single Notches for Clothing Straps
 - ≡ Adjustable Metal Hook
 - ≡ Non-Slip Pads



Code: HPS29

QUALITY WHITE PLASTIC HANGER

Dimensions

Length: 420 mm

Features

- ≡ Adjustable Metal Hook
- ≡ Notches for Clothing Straps
- ≡ Colour: White
- ≡ Plastic Trouser Bar



Code: HPS90

QUALITY PINK PLASTIC HANGER

Dimensions

Length: mm

Features

- ≡ Adjustable Metal Hook
- ≡ Notches for Clothing Straps
- ≡ Colour: Pink
- ≡ Plastic Trouser Bar



Code: HPS91


QUALITY BLUE PLASTIC HANGER

Dimensions

Length: mm

Features

- ≡ Adjustable Metal Hook
- ≡ Notches for Clothing Straps
- ≡ Colour: Blue
- ≡ Plastic Trouser Bar



Code: HP01

ECONOMY DOUBLE NOTCH PLASTIC HANGER

Dimensions

Length: 400 mm

Colour Options:

- HP01B : Black
- HP01M : Multi-Colour
- HP01W : Off-White

Features

- ≡ Light Duty Economy Plastic Hanger
- ≡ Double Notches for clothing straps
- ≡ Fixed Hook & Trouser Bar



Code: HPS7



DURABLE PLASTIC SHIRT HANGER

Size Options

- HPS77 : Black - L: 410 mm
- HPS79 : Black - L: 450 mm

Features

- ≡ Adjustable Metal Hook
- ≡ Single Slot for Clothing Straps



Code: HP05

STANDARD PLASTIC HANGER

Colour Options:

HP05B : Black HP05W : White

Features

- ≡ Standard Plastic Hanger
- ≡ Notches for clothing straps
- ≡ Fixed Hook & Trouser Bar

Code: HP04

ECONOMY PLASTIC HANGER

Colour Options:

HP04B : Black HP04G : Grey HP04L : Blue HP04P : Pink
 HP04R : Red HP04W : White HP04Y : Yellow

Features

- ≡ Economy | Light Duty
- ≡ Notches for clothing straps
- ≡ Fixed Hook & Trouser Bar



Code: HPF13

PLASTIC NON-SLIP SHIRT HANGER

Dimensions

Length: 400 mm

Features

- ≡ Black Non-Slip Foam Ends
- ≡ Adjustable Metal Hook
- ≡ Black Plastic Centre

Code: HPS63

BLACK TROUSER HANGER

Dimensions

Length: 340 mm

Features

- ≡ Black Plastic Hanger
- ≡ Adjustable Metal Hook
- ≡ Fixed Trouser Bar



Code: HPS02

DISPOSABLE PLASTIC HANGER

Dimensions

Length: 390 mm

Features

- ≡ Light Duty | Disposable
- ≡ Black Plastic
- ≡ Single Slot for Clothing Straps
- ≡ Adjustable Metal Hook




Code: HVS11

LIGHT DUTY BLACK VELVET HANGER

Features

- ≡ Black Velvet Hanger
- ≡ Light Duty
- ≡ Adjustable Metal Hook
- ≡ Notches for Clothing Straps



Code: HVS1

BLACK VELVET HANGER

Dimensions

Length:	Height: mm
---------	------------

Features

- ≡ Black Velvet Hanger
- ≡ Gold Colour Hook
- ≡ Adjustable Metal Hook
- ≡ Notches for Clothing Straps



Code: HPS09

BLACK STANDARD PLASTIC COAT HANGER

Features

- ≡ Quality Black Plastic
- ≡ Adjustable Metal Hook



Code: HPS01

BLACK SINGLE NOTCH PLASTIC HANGER

Dimensions

Length:	400 mm
---------	--------

Features

- ≡ Imported Black Plastic hanger
- ≡ Single Notches for Clothing Straps
- ≡ Black Plastic Trouser Bar



Code: HM117

SILK COVERED SHIRT HANGER

Dimensions

Length:	390 mm
---------	--------

Features

- ≡ Silk Covered Hanger
- ≡ Assorted Mix of Colours
- ≡ Metal Hook
- ≡ Actual Colours May Vary



Code: HM04
RATTAN HANGER

Dimensions
Length: 400 mm

Colour Options:
HM04G : Gold HM04M : Mix Colours HM04S : Silver



Code: HMW32
QUALITY WOODEN BELT HANGER

Features

- ≡ High Quality Wood
- ≡ 10 Hooks
- ≡ Ideal for Display of Belts & Scarfs
- ≡ Wood Colour: Natural Beech
- ≡ Adjustable Metal Hook



Code: HMW33
QUALITY WOODEN TIE HANGER

Features


- ≡ High Quality Wood
- ≡ Smooth Wooden Hanger
- ≡ Ideal for Display of Ties & Scarfs
- ≡ Wood Colour: Natural Beech
- ≡ Adjustable Metal Hook



Code: HMW34
QUALITY WOODEN MULTI-TIER HANGER

Features

- ≡ High Quality Wood
- ≡ Smooth Wooden Hanger
- ≡ 3 Tiers for Versatile Display
- ≡ Wood Colour: Natural Beech
- ≡ Adjustable Metal Hook



Code: HMS8
12 HOOK PLASTIC MULTI-PURPOSE HANGER

Dimensions
Length: 350 mm Height: 220 mm Width: 33 mm

Colour Options:
HMS8G : Green HMS8O : Orange HMS8W : White

Features
≡ 12 Hooks ≡ Plastic Hanger



Code: HM131
METAL FLAT BAR SKIRT/TROUSER HANGER

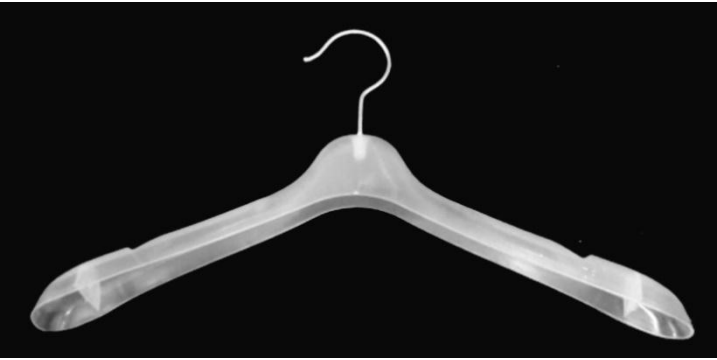
Dimensions
Length: 470 mm

Features
≡ Bendable Metal Hanger ≡ Black Non-Slip Ends



CHILDRENS HANGERS






Code: HCP01
CHILDREN'S TRANSLUCENT PLASTIC SHIRT HANGER

Dimensions

Length: 320 mm

Features

- ≡ Translucent Plastic Hanger
- ≡ Adjustable Metal Hook
- ≡ Notches for clothing straps
- ≡ Suitable for 6 - 8 Years




Code: HCP02
CHILDREN'S TRANSLUCENT PLASTIC CLIP HANGER

Dimensions

Length: 220 mm

Features

- ≡ Translucent Centrepiece
- ≡ Adjustable Metal Hook
- ≡ Adjustable Plastic Clips
- ≡ Suitable for 6 - 8 Years



Code: HCP3
INFANT RUBBER COATED METAL HANGER

Dimensions

Length: 300 mm

Colour Options:

HCP3B : Blue HCP3P : Pink

Features

- ≡ Metal Hanger with Rubber Coating
- ≡ Metal Hook
- ≡ Notches for Clothing Straps
- ≡ Suitable for 0 - 5 Years




Code: HCP04
CHILDREN'S NON-SLIP FOAM SHIRT HANGER

Dimensions

Length: 315 mm

Features

- ≡ Black Foam Non-Slip Ends
- ≡ Adjustable metal Hook
- ≡ White Plastic Centrepiece



Code: HCP05
CHILDREN'S NON-SLIP FOAM CLIP HANGER

Dimensions

Length: 265 mm

Features

- ≡ Black Non-Slip Foam Ends
- ≡ White Plastic Centrepiece
- ≡ Adjustable Metal Hook
- ≡ White Plastic Clips



Code: HCP6
CHILDREN'S STANDARD PLASTIC HANGER

Colour Options:

HCPB : Pink HCP6U : Purple HCP9W : White

Features

- ≡ Plastic Hanger
- ≡ Trousers Bar
- ≡ Notches for Clothing Straps



Code: HCW7

CHILDREN'S QUALITY WOODEN SHIRT HANGER

Colour Options:

HCW7B : Natural Beech

HCW7W : White

Features

- ≡ High Quality Hanger
- ≡ Notches for clothing straps
- ≡ Adjustable Metal Hook
- ≡ Wooden Trousers Bar

Code: HCW9

CHILDREN'S QUALITY WOODEN CLIP HANGER

Colour Options:

HCW9B : Natural Beech

HCW9W : White

Features

- ≡ High Quality Hanger
- ≡ Adjustable Metal Clips & Hook



Code: HCP03

CHILDREN'S MULTI-COLOUR PLASTIC HANGER

Dimensions

Length: 340 mm Height: 200 mm

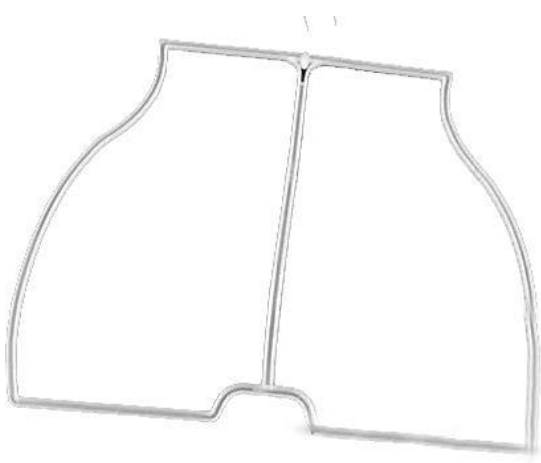
Features

- ≡ Plastic Hanger
- ≡ Notches for clothing straps
- ≡ Fixed Plastic Hook
- ≡ Plastic Trousers Bar



LINGERIE HANGERS





Code: HLP01

PLASTIC UNDERWEAR BOTTOMS HANGER

Dimensions

Length: 380 mm

Features

- ≡ Plastic Moulded Hanger
- ≡ Ideal for Briefs & Shorts



Code: HLP11

PLASTIC BRA-SHAPE HANGER

Dimensions

Length: 300 mm

Diameter: 120 mm

Features

- ≡ Fixed Plastic Hook
- ≡ Bra Shaped



Code: HLP3

PLASTIC LINGERIE HANGER

Dimensions


Length: 250 mm

Colour Options:

- HLP3B : Black
- HLP3F : Frosted
- HLP3W : White

Features

- ≡ Plastic Composition
- ≡ Fixed Perspex Hook



Code: HLP05

PERSPEX LINGERIE HANGER

Dimensions

Length: 270 mm

Features

- ≡ Square Pricing Block
- ≡ Fixed Perspex Hook

Code: HLP04

PERSPEX LINGERIE CLIP HANGER

Dimensions

Length: 260 mm

Features

- ≡ Clear | Transparent
- ≡ Fixed Perspex Clips & Hook



Code: HLP09

PLASTIC LINGERIE HANGER

Features

- ≡ Clear | Transparent
- ≡ Fixed Perspex Hook



Code: HLP15

PLASTIC LINGERIE | SWIMWEAR HANGER

Dimensions

Height: 300 mm

Width: 670 mm

Features

- ≡ Plastic Moulded Hanger
- ≡ Ideal for Swimwear | Lingerie

Code: HLP22

ROUND PLASTIC BOTTOMS HANGER

Dimensions

Diameter:

300 mm

Features

- ≡ Plastic Moulded Hanger
- ≡ Ideal for Briefs & Shorts



Code: HLM95

METAL SWIMWEAR HANGER

Dimensions

Length: 380 mm

Features

- ≡ Plastic Moulded Hanger
- ≡ Ideal for Briefs & Shorts

Code: HLP12

PLASTIC FEMALE BUST HANGING DISPLAY

Dimensions

Height: 380 mm

Width: 390 mm

Features

- ≡ White Plastic
- ≡ Female Bust Moulded Display
- ≡ Adjustable Metal Hook
- ≡ Ideal for Swimwear | Lingerie



FOOTWEAR HANGERS





Code: HFP03

PLASTIC FOOTWEAR HANGER

Dimensions

Length: 165 mm Width: 90 mm

Features

- ≡ White Plastic
- ≡ Fixed Plastic Hook
- ≡ Rounded Hooks for Easy Shoe Insertion
- ≡ Compatible with variety of Footwear

Code: HFP32

PLASTIC BOOT CLIP HANGER

Dimensions

Height: 155 mm Width: 45 mm

Features

- ≡ Black Plastic
- ≡ Fixed Plastic Hook
- ≡ Oval Sizing Block
- ≡ Clips for Boots
- ≡ Compatible with variety of Footwear

Code: HFP7


PLASTIC FOOTWEAR HANGER

Colour Options:

HFP7B : Black HFP7C : Clear

Features

- ≡ Square Sizing Block
- ≡ Fixed Plastic Hook
- ≡ Notches for Easy Shoe Insertion
- ≡ Compatible with variety of Footwear



Code: HFP14

PLASTIC FOOTWEAR HANGER

Dimensions

Length: 150 mm Width: 80 mm

Features

- ≡ Black Plastic
- ≡ Fixed Plastic Hook
- ≡ Oval Sizing Block
- ≡ Notches for Easy Shoe Insertion
- ≡ Compatible with variety of Footwear

Code: HFP24

PLASTIC FOOTWEAR HANGER

Dimensions

Length: 115 mm Width: 110 mm

Features

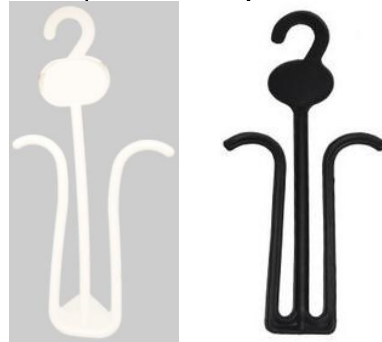
- ≡ Black Plastic
- ≡ Fixed Plastic Hook
- ≡ Square Sizing Block
- ≡ Notches for Easy Shoe Insertion
- ≡ Compatible with variety of Footwear

Code: HFP38

PLASTIC BOOT CLIP HANGER

Features

- ≡ Black Plastic
- ≡ Fixed Plastic Hook
- ≡ Oval Sizing Block
- ≡ Clips for Boots
- ≡ Compatible with variety of Footwear



Code: HFP17

PLASTIC FOOTWEAR HANGER

Features

- ≡ Black Plastic
- ≡ Fixed Plastic Hook
- ≡ Round Sizing Block
- ≡ Hooks for Easy Shoe Insertion
- ≡ Compatible with variety of Footwear

Code: HFP3

PLASTIC FOOTWEAR HANGER

Dimensions

Height: 100 mm Width: 115 mm

Colour Options:

HFP3B : Black HFP3W : White

Features

- ≡ Round Sizing Block
- ≡ Fixed Plastic Hook
- ≡ Hooks for Easy Shoe Insertion
- ≡ Compatible with variety of Footwear



SCARF HANGERS





Code: HSP01

Code: HSP02

Code: HSP8

PERSPEX SCARF HANGER

WHITE PLASTIC SCARF HANGER

ROUND SCARF HANGER

Dimensions

Dimensions

Colour Options:

Diameter: 100 mm

Length: 200 mm

HSP8B : Black

HSP8C : Clear

Features

Features

Features

- ≡ Transparent
- ≡ Fixed Perspex Hook
- ≡ Round Perspex Hanger

- ≡ White Plastic
- ≡ Fixed Perspex Hook
- ≡ Rectangular Design with Rounded Corners

- ≡ Sizing Block
- ≡ Fixed Perspex Hook
- ≡ Round Perspex Hanger
- ≡ Centre Bar for Optimal Display



Code: HSP11

Code: HSP12

Code: HSW31

PERSPEX OVAL SCARF HANGER

BLACK PLASTIC SCARF HANGER

10 HOLE WOODEN SCARF HANGER

Dimensions

Dimensions

Features

Diameter: 170 mm

Length: 200 mm

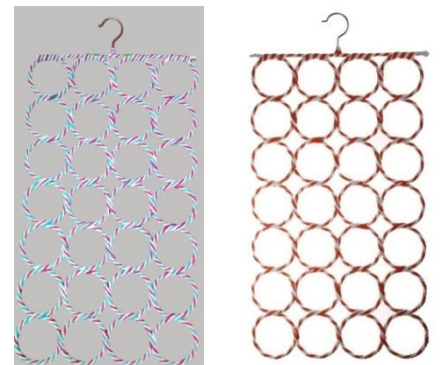


- ≡ Colour: Natural Beech
- ≡ 10 Holes
- ≡ Adjustable Metal Hook

Features

Features

- ≡ Transparent
- ≡ Fixed Perspex Hook
- ≡ Round Perspex Hanger
- ≡ Centre Bar for Optimal Display

- ≡ Black Plastic
- ≡ Fixed Perspex Hook
- ≡ Rectangular Design



Code: HSP07

Code: HSP17

Code: HSP7

12 HOLE PERSPEX SCARF HANGER

20 HOLE PLASTIC SCARF HANGER

28 HOLE RATTAN SCARF HANGER

Dimensions

Dimensions

Dimensions

Hole Diameter: 100 mm

Hole Diameter: 100 mm

Hole Diameter: 100 mm

Features

Features

Colour Options:


- ≡ Transparent
- ≡ Fixed Perspex Hook
- ≡ 12 Holes
- ≡ Versatile Display

- ≡ White Plastic
- ≡ Fixed Plastic Hook
- ≡ 12 Holes
- ≡ Versatile Display

- HSP7B : Blue, Pink & White
- HSP7L : Black & White
- HSP7R : Red, Grey & White

Features

- ≡ 28 Holes
- ≡ Adjustable Metal Hook



Code: HSM15
14 HOLE METAL SCARF HANGER

Dimensions
 Length: 450 mm Hole Diameter: 30 mm

Features
 ≡ Metal Hanger ≡ Adjustable Metal Hook
 ≡ 14 Holes

Code: HSM5
4 TIER METAL HANGER

Dimensions
 Length: 400 mm Height: 400 mm

Colour Options:
 HSM5B : Blue HSM5R : Red

Features
 ≡ 4 Tier Metal Frame ≡ Foam Coated Bars
 ≡ Metal belt Hook ≡ Ideal for scarfs/trousers

Code: HMT11
PLASTIC TIE HANGER

Dimensions
 Height: 650 mm

Features
 ≡ Tie Hanger | Finish: Black ≡ Plastic Hanger



Code: HSM40
METAL SINGLE CLIP HANGER

Dimensions
 Height: mm

Features
 ≡ Versatile Hanger ≡ Composition: Metal
 ≡ Finish: Chrome ≡

HANGER ACCESSORIES





Code: HSC1
PLASTIC HANGER SIZE CLIP

Dimensions
Height: 10 mm Diameter: 12 mm

Features
≡ Different Colour for Each Size ≡ Easily distinguish different sizes

Size Options
HSC1S : Small HSC1M : Med HSC1L : Large
HSC1X : XL HSC12 : XXL HSC13 : XXXL

Code: HSC
PLASTIC HANGER SIZE CLIP

Features
≡ Different Colour for Each Size ≡ Easily distinguish different sizes

Size Options
HSC30 : 30 HSC32 : 32 HSC34 : 34
HSC36 : 36 HSC38 : 38 HSC40 : 40
HSC42 : 42 HSC44 : 44 HSC4A : White

Code: HRS101
CHROME REACHING STICK

Dimensions
Length: 800 - 1200 mm


Features
≡ Aluminium ≡ Extendable Length
≡ Fixed U-Shaped End ≡ Chrome Finish



Code: HRS103
STAINLESS STEEL REACHING STICK

Dimensions
Length: 1 500 mm Diameter: 19 mm

Features
≡ Stainless Steel ≡ Fixed Length
≡ Fixed U-Shaped End ≡ Chrome Finish



Code: HRS111
CLAWED REACHING STICK

Dimensions
Length: 1 500 mm

Features
≡ Stainless Steel ≡ Fixed Length
≡ Movable Claw End ≡ Chrome Finish



Code: HRS112
CLAMPED REACHING STICK

Dimensions
Length: 1 000 mm

Features
≡ Plastic ≡ Fixed Length
≡ Movable Clamp End



Code: HRS137
CHROME HANGER STACKER

Features
≡ Chrome Finish ≡ Stacks Hangers when not in use

Code: HOM816
ROUND STAINLESS-STEEL HANGER

Dimensions
Diameter: 330 mm

Features
≡ Stainless Steel ≡ 16 Hanging Clips

Code: HMC31
COUNTERTOP DISPLAY HANGER

Dimensions
Length: 800 mm

Features
≡ Height Adjustable Metal Stand ≡ Bendable Non-Slip Hanger

GARMENT COVERS





Code: GCS1
NYLON GARMENT COVER

Dimensions

Length: 1 000 mm Width: 600 mm

Features

- ≡ Nylon Garment Cover
- ≡ Ideal for Suits & Cocktail Dresses

Colour Options:

GCS1G : Light Grey GCS1D : Dark Grey
GCS1B : Black Pinstripe



Code: GCS01
BLACK FABRIC GARMENT COVER

Dimensions

Length: 1 000 mm Width: 600 mm

Features

- ≡ Black Non-Woven Garment Cover
- ≡ 1 front side clear plastic for better viewing
- ≡ Handles for carrying
- ≡ Ideal for Suits & Cocktail Dresses



Code: GCS2
MEDIUM NON-WOVEN GARMENT COVER

Dimensions

Length: 1 700 mm Width: 650 mm

Features

- ≡ Non-Woven Garment Cover
- ≡ Front sides clear plastic for better viewing
- ≡ Handles for carrying
- ≡ Ideal for Evening Dresses

Colour Options:

GCS2W : White GCS2P : Pink



Code: GCS3
EXTRA LARGE NON-WOVEN GARMENT COVER

Dimensions

Length: 1800 mm Width: 800 mm Depth: 220 mm

Features

- ≡ Pink Non-Woven Garment Cover
- ≡ Wider Bottom
- ≡ Ideal for Wedding & Evening Dresses

Colour Options:

GCS#W : White GCS#P : Baby Pink



Code: GCS80
BLACK GARMENT COVER

Dimensions

Length: 960 mm Width: 570 mm

Features

- ≡ Black Zip
- ≡ Black Binding
- ≡ Ideal for Suits & Cocktail Dresses

Colour Options:

GCS801 : Black Plastic
GCS802 : Black Non-Woven



Code: GCS81
FULL LENGTH GARMENT COVER

Dimensions

Length: 1 680 mm Width: 590 mm

Features

- ≡ Non-Woven Garment Cover
- ≡ Handles for carrying
- ≡ Ideal for Evening Dresses | Long Suits

Colour Options:

GCS811 : Dark Brown GCS812 : Black



Code: GCS821

BLACK LONG GARMENT COVER

Dimensions

Length: 1 850 mm Width: 630 mm

Features

- ≡ Black Non-Woven Garment Cover
- ≡ Black Zip ≡ Black Binding
- ≡ Ideal for Evening Dresses | Long Suits

Code: GCS831

WHITE LONG GARMENT COVER

Dimensions

Length: 1 850 mm Width: 580 mm

Features

- ≡ White Plastic Garment Cover
- ≡ White Zip ≡ White Binding
- ≡ Ideal for Evening Dresses

Code: GCS841

XL GARMENT COVER

Dimensions

Length: 1 900 mm Depth: 150 mm
Width: 930 mm

Features

- ≡ Frosted PVC Garment Cover
- ≡ Ideal for Wedding & Evening Dresses



Code: GCS842

XL GARMENT COVER

Dimensions

Length: 1 700 mm Depth: 150 mm
Width: 230 mm

Features

- ≡ Frosted PVC Garment Cover
- ≡ Frosted Sides | Back ≡ Clear Front
- ≡ Ideal for Wedding & Evening Dresses

Code: GCS851

GREY NON-WOVEN GARMENT COVER

Dimensions

Length: 1 900 mm Depth: 150 mm
Width: 930 mm

Features

- ≡ Grey Non-Woven Garment Cover
- ≡ Grey Zip ≡ Grey Binding
- ≡ Ideal for Wedding & Evening Dresses

Code: GCS861

WHITE GARMENT COVER

Dimensions

Length: 1 900 mm Depth: 150 mm
Width: 930 mm

Features

- ≡ Solid White Plastic Garment Cover
- ≡ White Zip ≡ White Binding
- ≡ Ideal for Wedding & Evening Dresses



Code: GCS87

MEDIUM GARMENT COVER

Dimensions

Length: 1 300 mm Width: 600 mm

Features

- ≡ Medium Garment Cover
- ≡ Matching Zip ≡ Matching Binding
- ≡ Ideal for Cocktail Dresses | Long Suits

Colour Options:

- GCS871 : Black Non-Woven
- GCS872 : Dark Brown Non-Woven
- GCS873 : Black Plastic

Code: GCS88

PLASTIC GARMENT COVER

Dimensions

Length: 1 500 mm Width: 600 mm

Features

- ≡ Clear Plastic Garment Cover
- ≡ 30 Micron Plastic ≡ Reusable
- ≡ Dirt & Dust Protection
- ≡ Ideal for Clothing Stores, Garment Manufacturers & Dry Cleaners

Code: GCS891

WHITE NON-WOVEN GARMENT COVER

Dimensions

Length: 1 900 mm Depth: 150 mm
Width: 930 mm

Features

- ≡ Solid White Non-Woven Garment Cover
- ≡ White Zip ≡ White Binding
- ≡ Ideal for Wedding & Evening Dresses



Code: GCS911

BLACK GARMENT COVER

Dimensions


Length: 1 300 mm Width: 600 mm

Features

- ≡ Black Non-Woven & Plastic Garment Cover
- ≡ Black Zip ≡ Black Binding
- ≡ Ideal for Cocktail Dresses | Suits



SLATWALL DISPLAY SYSTEMS





SLATWALL PANELS





Code: SWP11

SLATWALL PANEL WITH INSERTS – L: 1220 MM

Dimensions

Length: 1 220 mm Height: 1 220 mm Thickness: 15 mm

Features

≡ Interconnectable ≡ 10 Aluminium Inserts

Colour Options:

SWP111 : White SWP112 : Oak SWP113 : Black SWP114 : Pink
 SWP115 : Red Circle SWP116 : Silver



Code: SWP31

2PK SLATWALL PANELS WITH INSERTS – H: 2440 MM

Dimensions

Length: 1 220 mm Height: 2 440 mm Thickness: 15 mm

Features

≡ Pack of 2 Panels ≡ 20 Aluminium Inserts

Colour Options:

SWP31B : Black Gloss SWP31C : Cherry SWP31E : Beech
 SWP31G : White Gloss SWP31S : Silver Grey SWP31M : Maple
 SWP31W : White

Code: SWP21

SLATWALL PANEL WITH INSERTS – L: 2440 MM

Dimensions


Length: 2 440 mm Height: 1 220 mm Thickness: 15 mm

Features

≡ Interconnectable ≡ 10 Aluminium Inserts

Colour Options:

SWP21B : Black SWP21D : Brick Print SWP21O : Oak SWP21W : White
 SWP21C : Cherry SWP21E : Beech SWP21M : Maple SWP21S : Silver Grey
 SWP21I : Blue SWP21L : Lime SWP213 : Mahogany SWP214 : Orange
 SWP215 : Pink SWP216 : Red SWP217 : Silver SWP218 : Yellow



Code: SWG108

CHROME GRID SLATWALL PANEL – L: 1800 MM

Dimensions

Length: 1 800 mm Width: 1 300 mm Diameter: 7 mm

Features

≡ Heavy Duty ≡ Multi-Functional
 ≡ Chrome ≡ Used Exactly Like Wooden Slatwall Panel
 ≡ Compatible With All Slatwall Hooks & Accessories



SLATWALL STANDS & DISPLAYS





Code: SWD9

SINGLE SIDED SLATWALL DISPLAY STAND

Features

- ≡ Freestanding Floor-based slatwall display stand
- ≡ With Aluminium Inserts
- ≡ Multi-purpose
- ≡ Fixed or removable legs
- ≡ Great for expos
- ≡ Available with or without wheels
- ≡ Includes Aluminium Edging
- ≡ Different accessories allow for many different uses

Panel Colour Options:

- | | | |
|---------------------|---------------------|---------------|
| SWD9B : Black Gloss | SWD9C : Cherry | SWD9E : Beech |
| SWD9G : White Gloss | SWD9S : Silver Grey | SWD9M : Maple |
| SWD9W : White | | |



Code: SWD02

ROTATING SLATWALL DISPLAY STAND

Dimensions

Base:	Length:	600 mm	Width:	600 mm
Unit	Length:	400 mm	Height:	1 500 mm
			Width:	400 mm

Colour Options:

- | | | |
|----------------------|-----------------|----------------|
| SWD02B : Beech | SWD02C : Cherry | SWD02M : Maple |
| SWD02S : Silver Grey | SWD02W : White | |



Code: SWD8

DOUBLE SIDED SLATWALL DISPLAY STAND

Features

- ≡ Freestanding Floor-based slatwall display stand
- ≡ With Aluminium Inserts
- ≡ Multi-purpose
- ≡ Fixed or removable legs
- ≡ Great for expos
- ≡ Available with or without wheels
- ≡ Includes Aluminium Edging
- ≡ Different accessories allow for many different uses

Panel Colour Options:

- | | | |
|---------------------|---------------------|---------------|
| SWD8B : Black Gloss | SWD8C : Cherry | SWD8E : Beech |
| SWD8G : White Gloss | SWD8S : Silver Grey | SWD8M : Maple |
| SWD8W : White | | |



Code: SWD22

FOUR-WAY SLATWALL DISPLAY STAND

Dimensions

Length:	1 200 mm	Height:	1 400 mm	Width:	900 mm
---------	----------	---------	----------	--------	--------

Colour Options:

- | | | |
|----------------------|-----------------|----------------|
| SWD22B : Beech | SWD22C : Cherry | SWD22M : Maple |
| SWD22S : Silver Grey | SWD22W : White | |



Code: SWD23

DOUBLE SIDED SLATWALL DISPLAY STAND

Dimensions

Length: 1 200 mm Height: 1 400 mm Width: 900 mm

Colour Options:

SWD23B : Beech SWD23C : Cherry SWD23M : Maple
 SWD23S : Silver Grey SWD23W : White



Code: SWD24

STAGGERED ROTATING SLATWALL DISPLAY STAND

Dimensions

Length: 480 mm Height: 1 450 mm Width: 480 mm Panel: 280 mm


Colour Options:

SWD24B : Beech SWD24C : Cherry SWD24M : Maple
 SWD24S : Silver Grey SWD24W : White



SLATWALL WALL BANDS





Code: SWW106

CHROME CONCAVE SLATWALL WALL BAND - 2000 MM

Dimensions

Length:	2 000 mm	Hole Length:	45 mm
Width:	100 mm		

Features

- ≡ Chrome
- ≡ Wall mountable
- ≡ Multi-purpose
- ≡ Works exactly like slatwall panels

Code: SWW108

CHROME FLAT SLATWALL WALL BAND - 2440 MM

Dimensions

Length:	2 440 mm	Hole Length:	60 mm
Width:	100 mm		


Features

- ≡ Chrome
- ≡ Wall mountable
- ≡ Multi-purpose
- ≡ Works exactly like slatwall panels



SLATWALL PANEL ACCESSORIES





Code: SWA10

ALUMINIUM SLATWALL EXTRUSION STRIP

Size Options

SWA101 : 2 440 mm	SWA102 : 1 220 mm
Length: 2 440 mm	Length: 1 220 mm

Features

- ≡ Aluminium Insert for Slatwall Panel
- ≡ Used to join multiple slatwall panels to increase height



Code: SWA13

SLATWALL ALUMINIUM T-STRIP – 2440 MM

Size Options

SWA131 : L: 2440 mm W: 15 mm	SWA132 : L: 2440 mm W: 20 mm
--------------------------------	--------------------------------

Features

- ≡ Aluminium T- Strip
- ≡ Used to join multiple slatwall panels to increase length



Code: SWA105

SLATWALL ALUMINIUM EDGING STRIP – 2440 MM

Dimensions

Length:	2 440 mm
---------	----------

Features

- ≡ Aluminium Edging Strip
- ≡ Ideal for Edging Slatwall Panels

Code: SWA102

SLATWALL WOODEN ANGLE STRIP – 2440 MM

Dimensions

Length:	2 440 mm
---------	----------

Features

- ≡ Wooden Angle Strip
- ≡ Ideal for Edging Slatwall Panels



Code: SWA14

SLATWALL ALUMINIUM ANGLE STRIP

Size Options

SWA141 : L: 2440 mm W: 15 mm	SWA142 : L: 3000 mm W: 15 mm
--------------------------------	--------------------------------

Features

- ≡ Aluminium Angle Strip
- ≡ Ideal for Edging Slatwall Panels



Code: SWA106

OAK DENSITY BOARD – L: 2 440 MM

Dimensions

Length:	2 440 mm	Height:	1 220 mm
Thickness:	15 mm		


Features

- ≡ Ideally used to manufacture counters & store displays



SLATWALL HOOKS, RAILS & BASKETS





Code: SWH0
THIN CHROME SLATWALL HOOK

Dimensions

Diameter/Thickness: 4 mm

Size Options

- ≡ SWH01 : 100 mm ≡ SWH02 : 150 mm ≡ SWH03 : 200 mm
- ≡ SWH04 : 250 mm ≡ SWH05 : 300 mm

Code: SWH1
MEDIUM CHROME SLATWALL HOOK

Dimensions

Diameter/Thickness: 6 mm

Size Options

- ≡ SWH10 : 50 mm ≡ SWH11 : 100 mm ≡ SWH12 : 150 mm
- ≡ SWH13 : 200 mm ≡ SWH14 : 250 mm ≡ SWH15 : 300 mm
- ≡ SWH16 : 400 mm



Code: SWH2
THICK CHROME SLATWALL HOOK

Dimensions

Diameter/Thickness: 8 mm

Size Options

- ≡ SWH20 : 300 mm ≡ SWH21 : 400 mm

Code: SWH3
THIN CHROME LOOPED SLATWALL HOOK

Dimensions

Diameter/Thickness: 4 mm

Size Options

- ≡ SWH30 : 100 mm ≡ SWH31 : 150 mm ≡ SWH32 : 200 mm
- ≡ SWH33 : 250 mm ≡ SWH34 : 300 mm



Code: SWH27
CHROME SLOPING 5 -HOOK SLATWALL HOOK

Dimensions

Length: 350 mm

Features

- ≡ Chrome Finish ≡ 5 Hooks ≡ Sloping

Code: SWH28
CHROME ZIG ZAG SLATWALL HOOK

Dimensions

Length: 300 mm



Code: SWH35

CHROME SQUARE FRONT LOOPED SLATWALL HOOK

Dimensions

Length: 200 mm

Features

- ≡ Chrome Finish
- ≡ Square Front



Code: SWH3

CHROME LOOPED SLATWALL HOOK

Dimensions

Length: 150 mm

Colour Options:

- ≡ SWH37 : Black
- ≡ SWH38 : Chrome



Code: SWH5

CHROME SLATWALL HOOK WITH PLASTIC OVERHEAD PRICING BLOCK

Dimensions

Diameter/Thickness: 4 mm

Size Options

- ≡ SWH50 : 200 mm
- ≡ SWH51 : 250 mm
- ≡ SWH52 : 300 mm



Code: SWH36


CHROME LOOPED SLATWALL HOOK

Dimensions

Length: 100 mm

Features

- ≡ Chrome Finish
- ≡ Round Front Loop



Code: SWH4

CHROME LOOPED SLATWALL HOOK WITH OVERHEAD METAL PRICING BLOCK

Dimensions

Diameter/Thickness: 4 mm

Size Options

- ≡ SWH40 : 200 mm
- ≡ SWH41 : 250 mm



Code: SWH55

CHROME ANTI-THEFT SLATWALL HOOK

Dimensions

Length: 190 mm

Features

- ≡ Chrome Finish
- ≡ Plastic Overhead Pricing Block



Code: SWH56
CHROME ANTI-THEFT SLATWALL HOOK

Dimensions

Length: 150 mm

Features

- ≡ Chrome Finish
- ≡ Plastic Magnetic Detacher



Code: SWH6
CHROME SQUARE 1-BALL SLATWALL HOOK

Dimensions

Diameter/Thickness: 20 mm

Size Options

- ≡ SWH60 : 300 mm
- ≡ SWH61 : 400 mm

Features

- ≡ Chrome Finish
- ≡ Straight
- ≡ 1-Ball End Stopper
- ≡ Square Bar Design



Code: SWH8
CHROME SQUARE 1-BALL SLATWALL HOOK

Dimensions

Diameter/Thickness: 20 mm

Size Options

- ≡ SWH80 : 300 mm
- ≡ SWH81 : 400 mm

Features

- ≡ Chrome Finish
- ≡ Square Bar Design
- ≡ Single Clip End Stopper
- ≡ Glass Shelf Compatible with Holes & Rubbers



Code: SWH59
CHROME ROUND SINGLE CLIP SLATWALL HOOK

Dimensions

Length: 350 mm

Features

- ≡ Chrome Finish
- ≡ Straight
- ≡ Single Clip End Stopper
- ≡ Round Bar Design



Code: SWH7
CHROME OVAL 1-BALL SLATWALL HOOK

Dimensions

Diameter/Thickness: 15.5 mm x 30 mm

Size Options

- ≡ SWH70 : 300 mm
- ≡ SWH71 : 360 mm
- ≡ SWH72 : 400 mm

Features

- ≡ Chrome Finish
- ≡ Straight
- ≡ 1-Ball End Stopper
- ≡ Oval Bar Design



Code: SWH8
CHROME STRAIGHT 7-BALL SLATWALL HOOK

Dimensions


Diameter/Thickness: 6 mm

Size Options

- ≡ SWH83 : 270 mm
- ≡ SWH84 : 320 mm

Features

- ≡ Chrome Finish
- ≡ Straight
- ≡ 7-Ball Stoppers
- ≡ Medium Round Bar



Code: SWH82

CHROME STRAIGHT 5-BALL SLATWALL HOOK

Dimensions

Length: 190 mm Thickness /Diameter: 6 mm

Features

- ≡ Chrome Finish
- ≡ 5-Ball Stoppers
- ≡ Straight
- ≡ Medium Round Bar



Code: SW86

CHROME SLOPING 7-BALL SLATWALL HOOK

Dimensions

Length: 400 mm Thickness /Diameter: 15.5 x 30 mm

Features

- ≡ Chrome Finish
- ≡ 7-Ball Stoppers
- ≡ Sloping
- ≡ Oval Bar Design



Code: SW88

CHROME SLOPING 10-BALL SLATWALL HOOK

Dimensions

Length: 400 mm Thickness /Diameter: 15.5 x 30 mm

Features

- ≡ Chrome Finish
- ≡ 10-Ball Stoppers
- ≡ Sloping
- ≡ Oval Bar Design



Code: SWH85

CHROME STRAIGHT 7-BALL SLATWALL HOOK

Dimensions

Length: 400 mm Thickness /Diameter: 20 mm

Features

- ≡ Chrome Finish
- ≡ 7-Ball Stoppers
- ≡ Straight
- ≡ Round Bar Design



Code: SW87


CHROME SLOPING 8-BALL SLATWALL HOOK

Dimensions

Length: Thickness /Diameter:

Features

- ≡ Chrome Finish
- ≡ 8-Ball Stoppers
- ≡ Sloping
- ≡ Square Bar Design



Code: SW89

CHROME SLOPING 10-BALL SLATWALL HOOK

Dimensions

Length: 400 mm Thickness /Diameter: 15.5 x 30 mm

Features

- ≡ Chrome Finish
- ≡ 10-Ball Stoppers
- ≡ Sloping
- ≡ Oval Bar Design



Code: SWH9

CHROME WATERFALL 7-BALL SLATWALL HOOK

Dimensions

Diameter/Thickness: 6 mm

Size Options

≡ SWH90 : 250 mm ≡ SWH91 : 280 mm ≡

Features

≡ Chrome Finish ≡ Waterfall
 ≡ 7-Ball Stoppers ≡ Medium Round Bar Design

Code: SWH92



CHROME WATERFALL 5-BALL SLATWALL HOOK

Dimensions

Length: 230 mm Thickness /Diameter: 6 mm

Features

≡ Chrome Finish ≡ Waterfall
 ≡ 5-Ball Stoppers ≡ Medium Round Bar Design



Code: SWH93

CHROME WATERFALL 7-BALL SLATWALL HOOK

Dimensions

Length: 300 mm Thickness /Diameter: 8 mm

Features

≡ Chrome Finish ≡ Waterfall
 ≡ 7-Ball Stoppers ≡ Thick Round Bar Design

Code: SWH94

CHROME WATERFALL 9-BALL SLATWALL HOOK

Dimensions

Length: 400 mm Thickness /Diameter: 8 mm

Features

≡ Chrome Finish ≡ Waterfall
 ≡ 9-Ball Stoppers ≡ Thick Round Bar Design



Code: SWH95

CHROME WATERFALL 7-BALL SLATWALL HOOK

Dimensions

Length: 400 mm Thickness /Diameter: 18.5 mm

Features

≡ Chrome Finish ≡ Waterfall
 ≡ 7-Ball Stoppers ≡ Round Bar Design

Code: SWH96

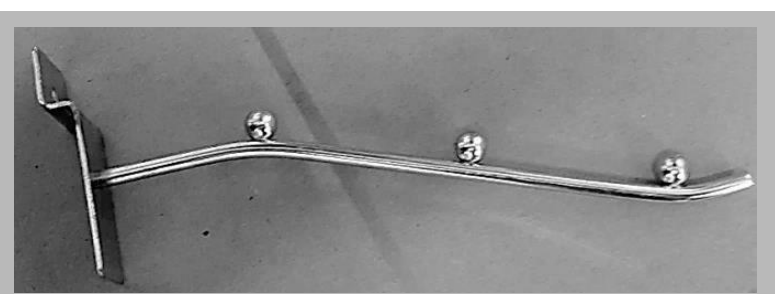
CHROME WATERFALL 7-BALL SLATWALL HOOK

Dimensions

Length: 360 mm Thickness /Diameter: 15 mm

Features

≡ Chrome Finish ≡ Waterfall
 ≡ 7-Ball Stoppers ≡ Round Bar Design



Code: SWH97

CHROME WATERFALL 3-BALL SLATWALL HOOK

Dimensions

Length: 150 mm Thickness /Diameter: 4 mm

Features

- ≡ Chrome Finish
- ≡ 3-Ball Stoppers
- ≡ Waterfall
- ≡ Thin Round Bar



Code: SWR1

CHROME CURVED SLATWALL DISPLAY RAIL

Dimensions

Width: 300 mm

Size Options

- ≡ SWR10 : 600 mm
- ≡ SWR11 : 900 mm

Features

- ≡ Chrome Finish
- ≡ Clothing Rail for Slatwall Display



Code: SWR3

CHROME GRID SLATWALL DISPLAY BASKET

Dimensions

Width: 300 mm

Size Options

- ≡ SWR30 : 600 mm
- ≡ SWR31 : 900 mm

Features

- ≡ Chrome Finish
- ≡ Grid Mesh Basket for Slatwall Display



Code: SWH9


GALVANISED SLOTTED SLATWALL HOOK

Size Options

- ≡ SWH9A : L: 320 mm | 12 Slot | Straight
- ≡ SWH9B : L: 420 mm | 20 Slot | Straight
- ≡ SWH9C : L: 320 mm | 12 Slot | Sloping
- ≡ SWH9D : L: 420 mm | 20 Slot | Sloping

Features

- ≡ Galvanised Finish
- ≡ Individual Slots
- ≡ Straight or Sloping



Code: SWR20

CHROME CURVED SLATWALL DISPLAY RAIL

Dimensions

Width: 300 mm

Size Options

- ≡ SWR20 : 600 mm
- ≡ SWR21 : 900 mm

Features

- ≡ Chrome Finish
- ≡ Grid Mesh - Ideal as hanging and shelf display
- ≡ Clothing Rail for Slatwall Display



Code: SWR5

GRID SLATWALL DISPLAY BASKET

Dimensions

Length: 500 mm Width: 300 mm

Colour Options:

- ≡ SWR5G : Gunmetal Grey
- ≡ SWR5W : White

Features

- ≡ Grid Mesh Basket for Slatwall Display



Code: SWR9

GRID SLATWALL DISPLAY BASKET

Dimensions

Length: 900 mm Width: 300 mm

Colour Options:

≡ SWR9G : Gunmetal Grey ≡ SWR9W : White

Features

≡ Grid Mesh Basket for Slatwall Display



Code: SWR41


GRID SLATWALL DISPLAY BASKET

Dimensions

Length: 600 mm Width: 300 mm
Height: 100 mm

Features

≡ Chrome Finish ≡ Grid Mesh Basket for Slatwall Display



Code: SWR51


PERSPEX OPEN ENDED SLATWALL DISPLAY TRAY

Dimensions

Length: 200 mm Width: 100 mm
Height: 50 mm

Features

≡ Perspex ≡ Open Ended Design
≡ Multi-Purpose ≡ Ideal for: CD's | Pamphlets | Books



Code: SWR52

PERSPEX SLATWALL DISPLAY TRAY

Dimensions

Length: 155 mm Width: 105 mm
Height: 50 mm

Features

≡ Perspex ≡ Ideal for: CD's | Pamphlets | Books



Code: SWA20

CHROME HAT | BALL SLATWALL HOOK

Dimensions

Length: 250 mm Diameter: 145 mm

Features

≡ Chrome Finish ≡ Round Single Ring



Code: SWA21

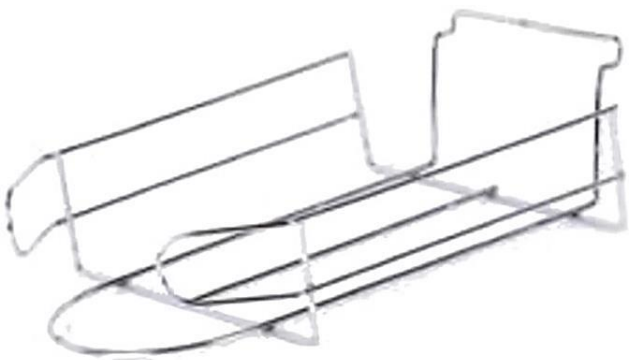
CHROME CAP STYLE SLATWALL HOOK

Dimensions

Length: 270 mm Diameter: 170 mm
Height: 100 mm

Features

≡ Chrome Finish ≡ Round Cap Style Design




Code: SWA22
CHROME MULTIPLE CAP RACK SLATWALL HOOK

Dimensions	
Length:	Width:
Features	
≡ Chrome Finish	≡ Multiple Cap Display




Code: SWA23
BLACK MESH HEADBAND SLATWALL DISPLAY

Dimensions			
Length:	480 mm	Diameter:	150 mm
Features			
≡ Black Mesh Finish	≡ Ideal for: Headbands Alice Bands		



Code: SWA24
PERSPEX FOLDED EYEWEAR SLATWALL DISPLAY

Dimensions			
Length:	65 mm	Width:	65 mm
Features			
≡ Perspex	≡ Displays Eyewear Folded Closed		



Code: SWA25
PERSPEX UNFOLDED EYEWEAR SLATWALL DISPLAY

Dimensions			
Length:	165 mm	Width:	145 mm
Features			
≡ Perspex	≡ Displays Eyewear Unfolded Open		



Code: SWA26
CHROME BALL RING SLATWALL HOOK

Dimensions	
Length:	Diameter:
Features	
≡ Chrome Finish	≡ Round Single Ring Ball Display



SLATWALL SHELVES & BRACKETS





Code: SWS01

CHROME SLATWALL SHELF BRACKET

Dimensions

Length: 305 mm

Features

- ≡ Finish: Chrome
- ≡ Display glass or shelves on Slatwall



Code: SWH8


CHROME SQUARE 1-BALL SLATWALL HOOK

Size Options

- ≡ SWH80 : L: 300 mm | D: 20 mm
- ≡ SWH81 : L: 400 mm | D: 20 mm

Features

- ≡ Chrome Finish
- ≡ Display glass or shelves on Slatwall



Code: SWS3

WHITE GLOSS WOODEN SLATWALL SHELF

Dimensions

Thickness: 30 mm

Size Options

- ≡ SWS30 : L: 600 mm | W: 400 mm
- ≡ SWS31 : L: 900 mm | W: 300 mm

Features

- ≡ White Gloss
- ≡ Wooden Shelf for Slatwall Display

Code: SWS02

CHROME SLATWALL SHELF BRACKET

Dimensions

Length: 300 mm Diameter: 2 mm

Features

- ≡ Chrome Finish
- ≡ Display glass or shelves on Slatwall



Code: SWS03

CHROME SLATWALL SLOPING SHELF BRACKET

Dimensions

Length: 255 mm

Features

- ≡ Chrome Finish
- ≡ Display glass or shelves on Slatwall



Code: SWS4

OAK WOODEN SLATWALL SHELF

Dimensions


Thickness: 25 mm

Size Options

- ≡ SWS40 : L: 1 000 mm | W: 300 mm
- ≡ SWS41 : L: 600 mm | W: 400 mm

Features

- ≡ Oak Finish
- ≡ Wooden Shelf for Slatwall Display



Code: SWS4

8 MM GLASS SLATWALL SHELF

Dimensions

Width: 300 mm Thickness: 8 mm

Size Options

≡ SWS40 : 900 mm ≡ SWS41 : 1 200 mm

Features

≡ 8 mm - Heavy Duty ≡ Glass Shelf for Slatwall Display



Code: SWS06

6 MM GLASS SLATWALL SHELF

Dimensions

Length: 1 290 mm Thickness: 6 mm
Width: 250 mm

Features

≡ 6 mm - Light Duty ≡ Glass Shelf for Slatwall Display



Code: SWS07


RUBBER SUPPORT FOR GLASS SHELF

Dimensions

Diameter: 20 mm

Features

≡ Transparent Rubber ≡ Secures Glass Shelf to Shelf Bracket



Code: SWS2

WIRE SLATWALL SHELF

Dimensions

Length: 900 mm Width: 300 mm

Colour Options:

≡ SWS20 : Sloping - Gunmetal Grey ≡ SWS22 : Sloping - White
≡ SWS21 : Straight - Gunmetal Grey ≡ SWS24 : Straight - White

Features

≡ Wire Shelf for Slatwall Display



Code: SWS33

WIRE SLATWALL SHELF

Dimensions

Length: 600 mm Height: 160 mm
Width: 160 mm

Features

≡ Grey Finish ≡ Wire Shelf for Slatwall Display



Code: SWS36

METAL SLATWALL SHELF

Dimensions

Length: 600 mm Width: 350 mm

Features

≡ Grey Finish ≡ Metal Shelf for Slatwall Display



SLATWALL FOOTWEAR DISPLAYS





Code: SWF1

FOOTWEAR FLAT SHELF SLATWALL DISPLAY

Dimensions


Length: 235 mm Width: 115 mm

Features

≡ Perspex or Plastic ≡ Single Shoe Footwear Display

Colour Options:

SWF11 : Clear SWF12 : Black SWF13 : Blue
 SWF14 : Green SWF15 : Orange SWF16 : Pink
 SWF17 : Purple SWF18 : Red SWF19 : Yellow



Code: SWF02

PERSPEX DUAL SLOPING SLATWALL FOOTWEAR DISPLAY

Dimensions

Length: 300 mm Width: 70 mm

Features

≡ Perspex ≡ Sloping 2- Shoe Footwear Display



Code: SWF04


CHROME FOOTWEAR SLATWALL SHELF DISPLAY

Dimensions

Length: 260 mm Width: 110 mm

Features

≡ Chrome Finish ≡ Straight Single Shoe Footwear Display



Code: SWF01

PERSPEX SINGLE SLOPING SLATWALL FOOTWEAR DISPLAY

Dimensions

Length: 300 mm Width: 70 mm

Features

≡ Perspex ≡ Sloping Single Shoe Footwear Display



Code: SWF03

CHROME 6-SHOE SLATWALL FOOTWEAR DISPLAY

Dimensions

Length: 1 040 mm

Features

≡ Chrome Finish ≡ Sloping 6- Shoe Multiple Footwear Display



Code: SWF05

PERSPEX FOOTWEAR SHELF SLATWALL DISPLAY

Dimensions

Length: 300 mm Width: 100 mm

Features

≡ Perspex ≡ Straight Single Shoe Footwear Display



Code: SWF2B

BLACK PLASTIC SLATWALL FOOTWEAR DISPLAY

Dimensions

Length: **Width:**

Features

- ≡ Plastic
- ≡ No Front Lip
- ≡ Straight Footwear Display
- ≡

LADDERS





Code: LSA132
HEAVY DUTY ALUMINIUM LADDER

Dimensions
Length: 4 000 mm Width 380 mm
Height: 3 600 mm

Features
≡ Heavy Duty ≡ Aluminium
≡ 4-Fold ≡ Compactible

Code: LSA541
ALUMINIUM 5-STEP LADDER

Dimensions
Length: 1 700 mm Width 250/440 mm
Height: 1 600 mm

Features
≡ Heavy Duty ≡ Aluminium

Code: LSA622
ALUMINIUM 6-STEP LADDER

Dimensions
Length: 2 000 mm Width 270/500 mm
Height: 1 900 mm

Features
≡ Heavy Duty ≡ Aluminium



Code: LSA541
5 STEP ALUMINIUM LADDER

Features
≡ Light Duty ≡ Aluminium

Code: LSA731
ALUMINIUM 7-STEP LADDER

Dimensions
Length: 2 450 mm Width 300/550 mm
Height: 2 350 mm

Features
≡ Heavy Duty ≡ Aluminium

Code: LSA311
RED 3-STEP LADDER

Dimensions
Length: 1 250 mm Width 450 mm
Height: 750 mm

Dimensions
Length: 1 250 mm
Height: 750 mm
Width: 450 mm

Features
≡ 3 Step ≡ Red Frame

TROLLEYS, BASKETS & ACCESSORIES



DELIVERY & TRANSPORTATION TROLLEYS





Code: DTT103
LIGHT DUTY STAIR CLIMBING TROLLEY

Dimensions
 Height: 850 mm
 Width: 300 mm
 Capacity: 60 kgs

Features
 ≡ Light Duty ≡ 3 Wheels Per Side Allows For Easy Stair Climbing



Code: DTT105
GALVANIZED FOLDING NOSE TROLLEY

Dimensions
 Capacity: 225 kgs

Features
 ≡ Galvanised ≡ Folding Nose
 ≡ Ideal for Deliveries



Code: DTT106
STAIR CLIMBING TROLLEY

Dimensions
 Height: 1 250 mm
 Width: 500 mm
 Capacity: 200 kgs

Features
 ≡ Heavy Duty ≡ 3 Wheels Per Side Allows For Easy Stair Climbing



Code: DTT115
MULTI-PURPOSE HAND TRUCK

Dimensions
 Height: 1 200 mm
 Width: 500 mm
 Capacity: 200 kgs

Features
 ≡ Heavy Duty ≡ Multi-Purpose
 ≡ Transformable ≡ Collapsible
 ≡ Easily Converts from Delivery Trolley to Flatbed Hand Truck



Code: DTT119
FOLDING NOSE TROLLEY

Dimensions
 Length: 560 mm
 Height: 1 160 mm
 Width: 660 mm

Features
 ≡ 2 Wheels ≡ Folding Nose
 ≡ Ideal for Deliveries



Code: DTT120
6 WHEEL PLATFORM TROLLEY

Dimensions
 Length: 1 500 mm
 Height: 1 000 mm
 Width: 600 mm

Features
 ≡ 6 Wheels ≡ Platform Base



Code: DTT25
MEDIUM DUTY PLATFORM TROLLEY

Features

- ≡ Medium Duty
- ≡ Multi-Purpose
- ≡ Folds Away For Easy Storage

Size Options

DTT251 : Small
 L: 710 | W: 470 mm Capacity: 150 kgs

DTT252 : Medium
 L: 880 | W: 590 mm Capacity: 200 kgs



Code: DTT221
HYDRAULIC LIFTING TROLLEY

Dimensions

Length: 500 mm
 Height: 1 000 mm
 Width: 900 mm
 Capacity: 300 kgs

Features

- ≡ 4 Wheels
- ≡ Hydraulic Lift to 1 m



Code: DTT101
HANDY ALUMINIUM TROLLEY

Dimensions

Length: 400 mm
 Height: 108 - 700 mm
 Width: 250 - 400 mm
 Max Load: 90 kgs

Features

- ≡ 2 Wheels
- ≡ Collapsible
- ≡ Light Duty
- ≡ Easy Storage



Code: DTT10
ASCENDING DISPATCH PLATFORM TROLLEY

Size Options

DTT109 : Warehouse Use
 H: 2 000/2 800 | L: 700 | D: 1 800 mm

DTT107 : Store/ Supermarket Use
 H: 940/1 060 | W: 540 | D: 550/830/1 100 mm

Features

- ≡ 4 Wheels
- ≡ Ideal for Cargo/Stock Handling in Warehouse or Supermarket



Code: DTT171
LOGISTICS CART

Dimensions

Length: 700 mm
 Height: 1 450 - 1 730 mm
 Width: 800 mm

Features

- ≡ 4 Wheels
- ≡ Transporting Stock from Warehouse to Store



Code: DTT223
MANUAL HYDRAULIC FORKLIFT

Dimensions

Length: 550 - 720 mm
 Height: 1 980 mm
 Width: 850 mm
 Capacity: 2 000 kgs

Features

- ≡ 2 Wheels
- ≡ Hydraulic Lift to 1.6 m



Code: DTT111
MEDIUM FOLDING NOSE TROLLEY

Dimensions

Length:	550 mm
Height:	1 150 mm
Capacity:	225 kgs

- Features*
-
- ≡ 2 Wheels
 - ≡ Galvanised

Code: DTT112
LARGE FOLDING NOSE TROLLEY

Dimensions

Length:	550 mm
Height:	1 150 mm
Capacity:	225 kgs

- Features*
-
- ≡ 2 Wheels
 - ≡ Galvanised

Code: DTT113
SMALL FOLDING NOSE TROLLEY

Dimensions

Length:	465 mm
Height:	1 150 mm
Capacity:	225 kgs

- Features*
-
- ≡ 2 Wheels
 - ≡ Galvanised

SHOPPING BASKETS & TROLLEYS





Code: SBT71
SHOPPING BASKET WITH WHEELS

Dimensions

Length:	600 mm	Width:	340 mm
Height:	365 mm	Capacity:	42 Litres

Features

- ≡ 4 Castors for Easy Movement
- ≡ Foldable Pull Handle

Colour Options:

- ≡ SBT71B : Black
- ≡ SBT71G : Grey
- ≡ SBT71R : Red
- ≡ SBT71U : Blue
- ≡ SBT71N : Green
- ≡

Code: SBT11
SHOPPING BASKET TROLLEY

Dimensions

Length:	550 mm	Width:	400 mm
Height:	420 mm	Capacity:	56 Litres

Features

- ≡ Castors for Easy Movement
- ≡ Extendable Pull Handle

Colour Options:

- ≡ SBT11R : Red



Code: SBT79
SHOPPING BASKET WITH WHEELS

Dimensions

Length:	Width:
Height:	Capacity:

Features

- ≡ 4 Castors for Easy Movement
- ≡ Foldable Pull Handle

Colour Options:

- ≡ SBT71B : Black
- ≡ SBT71G : Green
- ≡ SBT71R : Red

Code: SBT66
SHOPPING BASKET WITH WHEELS

Dimensions

Length:	Width:
Height:	Capacity:

Features

- ≡ 4 Castors for Easy Movement
- ≡ Black Basket
- ≡ Foldable Pull Handle

Trim Colour Options:

- ≡ SBT66B : Blue
- ≡ SBT66G : Green



Code: SBT6

WIDE EDGE SHOPPING BASKET

Features

- ≡ 2 Handles
- ≡ Wide Edge

Size & Colour Options:

- | | |
|-------------------------------------------------------------------------------------------------------------------------------------------------------------------------|-----------------------------------------------------------------------------------------------------------------------------------------------------------------------|
| <p>Medium Size:
L: 420 W: 290 H: 230 mm</p> <ul style="list-style-type: none"> ≡ SBT67B : Blue ≡ SBT67G : Green ≡ SBT67R : Red | <p>Large Size
L: 470 W: 330 H: 265 mm</p> <ul style="list-style-type: none"> ≡ SBT68B : Blue ≡ SBT68G : Green ≡ SBT68R : Red |
|-------------------------------------------------------------------------------------------------------------------------------------------------------------------------|-----------------------------------------------------------------------------------------------------------------------------------------------------------------------|



Code: SBT5

NARROW EDGE SHOPPING BASKET

Features

- ≡ 2 Handles
- ≡ Narrow Edge

Size & Colour Options:

- | | |
|-------------------------------------------------------------------------------------------------------------------------------------------------------------------------|-----------------------------------------------------------------------------------------------------------------------------------------------------------------------|
| <p>Medium Size:
L: 390 W: 290 H: 200 mm</p> <ul style="list-style-type: none"> ≡ SBT59B : Blue ≡ SBT59G : Green ≡ SBT59R : Red | <p>Large Size
L: 440 W: 320 H: 240 mm</p> <ul style="list-style-type: none"> ≡ SBT50B : Blue ≡ SBT50G : Green ≡ SBT50R : Red |
|-------------------------------------------------------------------------------------------------------------------------------------------------------------------------|-----------------------------------------------------------------------------------------------------------------------------------------------------------------------|



Code: SBT21

STANDARD SHOPPING BASKET

Features

- ≡ Single Handle
- ≡ Wide Edge

Colour Options:

- | | | |
|------------------|-----------------|-------------------|
| ≡ SBT21B : Black | ≡ SBT21G : Grey | ≡ SBT21N : Green |
| ≡ SBT21R : Red | ≡ SBT21U : Blue | ≡ SBT21Y : Yellow |



Code: SBT163

SHOPPING BASKET HOLDER

Dimensions

- | | | | |
|---------|--------|--------|--------|
| Length: | 450 mm | Width: | 350 mm |
| Height: | 300 mm | | |

Features

- ≡ Castors for Easy Movement



Code: SBH412

CHROME SHOPPING BASKET HOLDER

Dimensions

Length:	465 mm	Width:	370 mm
Height:	380 mm	Basket Holder Depth:	235 mm

Features

- ≡ Castors for Easy Movement
- ≡ Finish: Chrome



Code: SBT149

2 TIER DOUBLE BASKET SHOPPING TROLLEY

Features

- ≡ Finish: Chrome
- ≡ Castors for Easy Movement
- ≡ Composition: Metal
- ≡ Excludes Baskets

Code: SBT165

PLASTIC SHOPPING TROLLEY

Dimensions

Length:	800 mm	Width:	375 mm
Height:	725 mm		

Features

- ≡ Colour: Red
- ≡ 4 Castors for Easy Movement
- ≡ Composition: Plastic Basket | Metal Legs

TROLLEY ACCESSORIES



COMING SOON




SLOTTED CHANNEL DISPLAY SYSTEMS



UNIVERSAL CHANNEL & ACCESSORIES





Code: SCU101

UNIVERSAL DOUBLE SLOTTED CHANNEL

Dimensions

Length: 2 400 mm Width: 33 mm
Hole L: mm Hole Spacing: mm

Features

- ≡ Finish: Chrome
- ≡ Double Slot
- ≡ Heavy Duty
- ≡ Universal Standard

Code: SCU010

ROUND 4-WAY DOUBLE SLOTTED TUBE

Dimensions

Length: 2 400 mm Diameter: mm

Features

- ≡ Finish: Chrome
- ≡ Square Bar
- ≡ Ideal for Drywall or Window Displays
- ≡ Universal Standard
- ≡ 4 Way Single Slot

Code: SCH04

7 BALL SLOPING HOOK

Dimensions

Length: 400 mm

Features

- ≡ Finish: Chrome
- ≡ Sloping
- ≡ Universal Standard
- ≡ 7 Ball Stops
- ≡ Double Slot Clips
- ≡ Oval Bar Design



Code: SCH0

STRAIGHT BAR HOOK & SHELF BRACKET

Features

- ≡ Finish: Chrome
- ≡ Straight
- ≡ Universal Standard
- ≡ 1 Stop End
- ≡ Double Slot Clips
- ≡ Square Bar Design

Size Options

- ≡ SCH02 : L: 300 mm
- ≡ SCH03 : L: 400 mm

Code: SCR1

CHROME SLOTTED CHANNEL CLOTHING RAIL

Features

- ≡ Finish: Chrome
- ≡ Straight
- ≡ Universal Standard
- ≡ Double Slot Clips
- ≡ Oval Bar Design

Size Options

- ≡ SCR11 : L: 600 mm
- ≡ SCR12 : L: 900 mm

Code: SCB13

400MM CHROME STRAIGHT SHELF BRACKET

Dimensions

Length: 400 mm

Features

- ≡ Finish: Chrome
- ≡ Straight
- ≡ Double Slot Clips
- ≡ Universal Standard



Code: SCB09

300MM CHROME STRAIGHT SHELF BRACKET

Dimensions

Length: 300 mm

Features

- ≡ Finish: Chrome
- ≡ Straight
- ≡ Double Slot Clips
- ≡ Universal Standard

Code: SCB08

SEMICIRCULAR GLASS SHELF BRACKET

Dimensions

Length: 120 mm Height: 17 mm
Depth: 55 mm

Features

- ≡ Finish: Chrome
- ≡ Straight
- ≡ Double Slot Clips
- ≡ Universal Standard

Code: SCB107

ADJUSTABLE REINFORCING WALL BRACKET

Dimensions

Height: mm Depth: mm

Features

- ≡ Finish: Chrome
- ≡ Universal Standard
- ≡ Adjustable Reinforcing Wall-Mount Bracket for SCU010
- ≡ Double Slot Clips
- ≡ Adjustable Length



Code: SCB106

L-SHAPE TOP SUPPORT BRACKET

Dimensions

Height: 330 mm Width: 300 mm

Features

- ≡ Finish: Chrome ≡ Wall Mount Bracket
- ≡ Universal Standard ≡ Fixed Length
- ≡ L-Shape Wall-Mount Top Support Bracket for SCU010



Code: SCB03

FIXED BASE SUPPORT BRACKET

Dimensions

Height: mm Width: mm

Features

- ≡ Finish: Chrome ≡ Universal Standard
- ≡ Fixed Base Support Bracket for SCU010



Code: SCB04

ADJUSTABLE BASE SUPPORT BRACKET

Dimensions


Height: Adjustable Width: mm

Features

- ≡ Finish: Chrome ≡ Universal Standard
- ≡ Adjustable Base Support Bracket for SCU010

SA CHANNEL & ACCESSORIES





Code: SCU107

HEAVY DUTY DOUBLE SLOTTED CHANNEL

Dimensions

Length: 2 400 mm Width: 30 mm
 Depth: 15 mm Hole Spacing:

Features

- ≡ Finish: Chrome
- ≡ Double Slot
- ≡ Heavy Duty
- ≡ SA Standard

Code: SBU101

SINGLE SLOTTED BAND UPRIGHT

Dimensions

Length: 2 000 mm Width: 6 mm
 Hole L: 15 mm Hole Spacing: 10 mm

Features

- ≡ Finish: Chrome
- ≡ Single Slot
- ≡ Light Duty

Code: SBU105

DOUBLE SLOTTED BAND UPRIGHT

Dimensions

Length: 2 000 mm Width: 18 mm
 Hole L: 15 mm Hole Spacing: 10 mm

Features

- ≡ Finish: Chrome
- ≡ Double Slot
- ≡ Light Duty



Code: SCH7

SQUARE BAR STRAIGHT BAR HOOK

Features

- ≡ Finish: Chrome
- ≡ Straight
- ≡ SA Standard
- ≡ 1 Stop
- ≡ Double Slot Clips
- ≡ Hook or Shelf Bracket

Size Options

- ≡ SCH71 : L: 400 mm
- ≡ SCH72 : L: 300 mm

Code: SCH07

5 BALL STRAIGHT OVAL BAR HOOK

Dimensions

Length: 300 mm Width:

Features

- ≡ Finish: Chrome
- ≡ Double Slot Clips
- ≡ SA Standard
- ≡ Oval Bar
- ≡ 5 Ball Stops

Code: SCH08

7 BALL STRAIGHT OVAL BAR HOOK

Dimensions

Length: 400 mm Width:

Features

- ≡ Finish: Chrome
- ≡ Double Slot Clips
- ≡ SA Standard
- ≡ Oval Bar
- ≡ 7 Ball Stops



Code: SBB31

LIGHT DUTY 7 BALL WATERFALL HOOK

Dimensions

Length: 300 mm Width:

Features

- ≡ Finish: Chrome
- ≡ Single Slot Clips
- ≡ Light Duty
- ≡ 7 Ball Stops

Code: SBB32

LIGHT DUTY 5 BALL STRAIGHT HOOK

Dimensions

Length: 350 mm Width:

Features

- ≡ Finish: Chrome
- ≡ Single Slot Clips
- ≡ Light Duty
- ≡ 5 Ball Stops

Code: SBB23

LIGHT DUTY 5 BALL WATERFALL HOOK

Dimensions

Length: 350 mm Width:

Features

- ≡ Finish: Chrome
- ≡ Single Slot Clips
- ≡ Light Duty
- ≡ 5 Ball Stops



Code: SCB7

HEAVY DUTY STRAIGHT SHELF BRACKET

Features

- ≡ Finish: Chrome
- ≡ Straight
- ≡ SA Standard
- ≡ Heavy Duty
- ≡ Double Slot Clips

Size Options

- ≡ SCB71 : L: 400 mm
- ≡ SCB72 : L: 300 mm

Code: SCB2

SINGLE SLOT STRAIGHT SHELF BRACKET

Features

- ≡ Finish: Chrome
- ≡ Straight
- ≡ Light Duty
- ≡ Single Slot Clips

Size Options

- ≡ SCB21 : L: 250 mm
- ≡ SCB24 : L: 300 mm

Code: SCB3

DOUBLE SLOT STRAIGHT SHELF BRACKET

Features

- ≡ Finish: Chrome
- ≡ Straight
- ≡ Light Duty
- ≡ Double Slot Clips

Size Options

- ≡ SCB33 : L: 250 mm
- ≡ SCB34 : L: 300 mm



Code: SBB03

SINGLE SLOT SQUARE BAR UPRIGHT BASE

Dimensions

- Length: 300 mm
- Width: 200 mm

Features

- ≡ Chrome Finish
- ≡ Upright Base
- ≡ Light Duty

Code: SBU103

SQUARE 4-WAY BAND UPRIGHT

Dimensions

- Length: 3 000 mm
- Width: 30 mm

Features

- ≡ Finish: Chrome
- ≡ Square Bar
- ≡ Ideal for Drywall or Window Displays
- ≡ Light Duty
- ≡ 4 Way Single Slot

Code: SCB4

ADJUSTABLE SINGLE SLOT SHELF BRACKET

Features

- ≡ Finish: Chrome
- ≡ Adjustable
- ≡ Light Duty
- ≡ Single Slot Clips

Size Options

- ≡ SCB41 : L: 250 mm
- ≡ SCB42 : L: 300 mm

LOCAL CHANNEL & ACCESSORIES





Code: SCU1

LOCAL SINGLE SLOTTED BAND UPRIGHT

Colour & Size Options

Size:	Chrome	White	Cream	Black
L: 610 mm	≡ SCU1C1	≡ SCU1W1	≡ SCU1R1	≡ SCU1B1
L: 915 mm	≡ SCU1C2	≡ SCU1W2	≡ SCU1R2	≡ SCU1B2
L: 1220 mm	≡ SCU1C3	≡ SCU1W3	≡ SCU1R3	≡ SCU1B3
L: 1524 mm	≡ SCU1C4	≡ SCU1W4	≡ SCU1R4	≡ SCU1B4
L: 1830 mm	≡ SCU1C5	≡ SCU1W5	≡ SCU1R5	≡ SCU1B5
L: 2134 mm	≡ SCU1C6	≡ SCU1W6	≡ SCU1R6	≡ SCU1B6
L: 2438 mm	≡ SCU1C7	≡ SCU1W7	≡ SCU1R7	≡ SCU1B7
L: 3000 mm	≡ SCU1C8	≡ SCU1W8	≡ SCU1R8	≡ SCU1B8



Code: SCU2

LOCAL TWIN SLOTTED BAND UPRIGHT

Colour & Size Options

Size:	Chrome	White	Cream	Black
L: 610 mm	≡ SCU2C1	≡ SCU2W1	≡ SCU2R1	≡ SCU2B1
L: 915 mm	≡ SCU2C2	≡ SCU2W2	≡ SCU2R2	≡ SCU2B2
L: 1220 mm	≡ SCU2C3	≡ SCU2W3	≡ SCU2R3	≡ SCU2B3
L: 1524 mm	≡ SCU2C4	≡ SCU2W4	≡ SCU2R4	≡ SCU2B4
L: 1830 mm	≡ SCU2C5	≡ SCU2W5	≡ SCU2R5	≡ SCU2B5
L: 2134 mm	≡ SCU2C6	≡ SCU2W6	≡ SCU2R6	≡ SCU2B6
L: 2438 mm	≡ SCU2C7	≡ SCU2W7	≡ SCU2R7	≡ SCU2B7
L: 3000 mm	≡ SCU2C8	≡ SCU2W8	≡ SCU2R8	≡ SCU2B8



Code: SCR721

C-ARM SLOTTED BAND CLOTHING RAIL

Dimensions

Length: 914 mm

Features

- ≡ Finish: Chrome
- ≡ For Local Slotted Band



Code: SCH03

T-ARM SLOTTED BAND HOOK

Dimensions

Length: 600 mm

Features

- ≡ Finish: Chrome
- ≡ For Local Slotted Band



Code: SB21

ROUND RAIL SLOTTED BAND BRACKET

Colour & Size Options

Size:	Chrome	White	Cream
D: 305 mm	≡ SB21C1	≡ SB21W1	≡ SB21R1
D: 381 mm	≡ SB21C2	≡ SB21W2	≡ SB21R2



Code: SCH31

STRAIGHT SLOTTED BAND HOOK

Dimensions

Length: 350 mm

Features

- ≡ Finish: Chrome
- ≡ For Local Slotted Band



Code: SB22

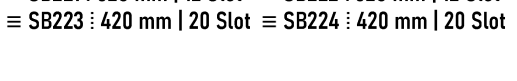
GALVANISED SLOTTED BAND HOOK

Features

- ≡ Galvanised
- ≡ For Local Slotted Band

Size Options

Sloping	Straight
≡ SB221 : 320 mm 12 Slot	≡ SB222 : 320 mm 12 Slot
≡ SB223 : 420 mm 20 Slot	≡ SB224 : 420 mm 20 Slot



Code: SCH32

WATERFALL SLOTTED BAND HOOK

Dimensions

Length: mm

Features

- ≡ Finish: Chrome
- ≡ For Local Slotted Band





Code: SBB2

STRAIGHT SHELF SLOTTED BAND BRACKET

Colour & Size Options

Size:	Chrome	White	Cream
D: 152 mm	≡ SBB2C1	≡ SBB2W1	≡ SBB2R1
D: 229 mm	≡ SBB2C2	≡ SBB2W2	≡ SBB2R2
D: 305 mm	≡ SBB2C3	≡ SBB2W3	≡ SBB2R3
D: 381 mm	≡ SBB2C4	≡ SBB2W4	≡ SBB2R4
D: 457 mm	≡ SBB2C5	≡ SBB2W5	≡ SBB2R5
D: 533 mm	≡ SBB2C6	≡ SBB2W6	≡ SBB2R6
D: 610 mm	≡ SBB2C7	≡ SBB2W7	≡ SBB2R7

Code: SBB3

SLOTTED BAND BRACKET

Colour & Size Options


Size:	Chrome	White	Cream
D: 305 mm	≡ SBB3C1	≡ SBB3W1	≡ SBB3R1
Straight			
D: 381 mm	≡ SBB3C2	≡ SBB3W2	≡ SBB3R2
Straight			
D: 305 mm	≡ SBB3C3	≡ SBB3W3	≡ SBB3R3
Sloping			
D: 381 mm	≡ SBB3C4	≡ SBB3W4	≡ SBB3R4
Sloping			

Code: SBB4

BLADE-TYPE SLOTTED BAND BRACKET

Colour & Size Options

Size:	Chrome	White	Cream
D: 152 mm	≡ SBB4C1	≡ SBB4W1	≡ SBB4R1
D: 381 mm	≡ SBB4C2	≡ SBB4W2	≡ SBB4R2
D: 457 mm	≡ SBB4C3	≡ SBB4W3	≡ SBB4R3
D: 533 mm	≡ SBB4C4	≡ SBB4W4	≡ SBB4R4
D: 610 mm	≡ SBB4C5	≡ SBB4W5	≡ SBB4R5



Code: SDA6

SUPERMARKET SHELF

Colour & Size Options

Cream L: 914 mm	White L: 914 mm
≡ SDA6C1 : D: 152 mm	≡ SDA6W1 : D: 152 mm
≡ SDA6C2 : D: 229 mm	≡ SDA6W2 : D: 229 mm
≡ SDA6C3 : D: 305 mm	≡ SDA6W3 : D: 305 mm
≡ SDA6C4 : D: 381 mm	≡ SDA6W4 : D: 381 mm
≡ SDA6C5 : D: 457 mm	≡ SDA6W5 : D: 457 mm
≡ SDA6C6 : D: 533 mm	≡ SDA6W6 : D: 533 mm
≡ SDA6C7 : D: 610 mm	≡ SDA6W7 : D: 610 mm

Code: SDA7

SHELF WIRE GUARD RAIL

Colour & Size Options


Cream L: 914 mm	White L: 914 mm
≡ SDA7C1 : H: 30 mm	≡ SDA7W1 : H: 30 mm
≡ SDA7C2 : H: 50 mm	≡ SDA7W2 : H: 50 mm
≡ SDA7C3 : H: 100 mm	≡ SDA7W3 : H: 100 mm

Code: SDA1

SUPERMARKET WIRE BASKET

Colour & Size Options

Cream L: 910 mm	White L: 910 mm
≡ SDA1C1 : H: 380 mm	≡ SDA1W1 : H: 380 mm
≡ SDA1C2 : H: 460 mm	≡ SDA1W2 : H: 460 mm



Code: SDA8

SHELF WIRE BORDER

Colour & Size Options

Cream L: 914 mm	White L: 914 mm
≡ SDA8C1 : H: 305 mm	≡ SDA8W1 : H: 305 mm
≡ SDA8C2 : H: 381 mm	≡ SDA8W2 : H: 381 mm
≡ SDA8C3 : H: 457 mm	≡ SDA8W3 : H: 457 mm

Code: SDA9

PERFORATED BASKET

Colour & Size Options

Cream L: 910 mm	White L: 910 mm
≡ SDA9C1 : H: 380 mm	≡ SDA9W1 : H: 380 mm
≡ SDA9C2 : H: 460 mm	≡ SDA9W2 : H: 460 mm

CONCEALED WALL BAND SYSTEMS





Code: WBC91
WALL BAND - 2400 MM

Code: WBC92
STANDARD BRACKET

Code: WBC93
STEPPED ARM BRACKET

Dimensions
Length: 2 400 mm


Dimensions
Length: 300 mm

Dimensions
Length: 400 mm

Features
≡ Finish: Stainless Steel ≡

Features
≡ Finish: Stainless Steel ≡

Features
≡ Finish: Stainless Steel ≡



Code: WBC94
SLOPING ARM BRACKET

Code: WBC95
WOOD BRACKET

Code: WBC96
T-BAR BRACKET

Dimensions
Length: 310 mm


Dimensions
Length: 500 mm Width: 300 mm

Dimensions
Length: 600 mm

Features
≡ Finish: Stainless Steel ≡

Features
≡ Finish: Stainless Steel ≡

Features
≡ Finish: Stainless Steel ≡



Code: WBC97
GLASS BRACKET

Code: WBC98
C-ARM BRACKET

Dimensions
Length: 300 mm

Dimensions
Length: 600 mm Width: 300 mm

Features
≡ Finish: Stainless Steel ≡

Features
≡ Finish: Stainless Steel ≡

CHUNKY WALL BAND SYSTEMS





Code: WDS110
WALL BAND - 2400 MM

Code: WDS111
C-ARM BRACKET

Code: WDS112
SHELF & BAR BRACKET

Dimensions

Features

Features

Height: 2 400 mm

≡ Chrome Finish ≡

≡ Chrome Finish ≡ Glass Shelf Bracket
≡ With Clothing Bar

Features

≡ Chrome Finish ≡



Code: WDS113
GLASS BRACKET

Code: WDS114
WOOD BRACKET

Code: WDS115
STEPPED WOOD BRACKET

Features

Features

Features

≡ Chrome Finish ≡ Glass Shelf Bracket

≡ Chrome Finish ≡ Wood Shelf Bracket

≡ Chrome Finish ≡ Wood Shelf Bracket



Code: WDS116
CURVED BRACKET

Code: WDS117
SLOPING BRACKET

Code: WDS118
ROUND BAR

Features

Features

Features

≡ Chrome Finish ≡ 7 Dividers

≡ Chrome Finish ≡ 5 Dividers

≡ Chrome Finish ≡

BAR & TUBING DISPLAY SYSTEMS



SQUARE BAR SYSTEM & HOOKS





Code: SQB06
HEAVY DUTY 25MM SQUARE BAR

Code: SQB9
HEAVY DUTY 25MM SQUARE BAR

Dimensions

Dimensions

Width: 25 mm Depth: 25 mm

Width: 25 mm Depth: 25 mm

Features


≡ Finish: Chrome ≡ Heavy Duty

Finish & Size Options

Chrome Galvanised
 ≡ SQB9C1 : L: 1 203 mm ≡ SQB9G1 : L: 1 203 mm
 ≡ SQB9C2 : L: 902 mm ≡ SQB9G2 : L: 902 mm

Size Options

≡ SQB061 : L: 3 000 mm ≡ SQB062 : L: 1 000 mm



Code: SQB6
SQUARE BAR BRACKETS

Code: SQB107
25MM SQUARE BAR END CLIPS

Code: SQ01
GALVANISED SQUARE BAR BRACKET

Dimensions

Dimensions

Height: mm Width/Depth: mm

Width: mm Depth: mm

Features

≡ Finish: Chrome ≡ Double Slot Clips
 ≡ Universal Standard ≡

Features

≡ Finish: Chrome ≡ SA Standard
 ≡ ≡

Features

≡ For LOCAL System ≡ Finish: Galvanised

Options

≡ SQB61 : Left Clip ≡ SQB62 : Right Clip
 ≡ SQB63 : Centre Clip ≡ SQB64 : Direct Clip

Size Options

≡ SQ01G1 : L: 40 mm ≡ SQ01G2 : L: 100 mm
 ≡ SQ01G3 : L: 140 mm ≡ SQ01G4 : L: 300 mm



Code: SB28
6MM SINGLE PIN SQUARE BAR HOOK

Code: SB82
8MM SINGLE PIN SQUARE BAR HOOK

Code: SQ28
8MM BENT TIP SINGLE SQUARE BAR HOOK

Dimensions

Diameter: 6 mm

Dimensions

Diameter: 8 mm

Dimensions

Diameter: 8 mm

Features

≡ Finish: Chrome ≡ For 25x25mm Square Bar

Features

≡ Finish: Chrome ≡ For 25x25mm Square Bar

Features

≡ Finish: Chrome ≡ For 25x25mm Square Bar

Size Options

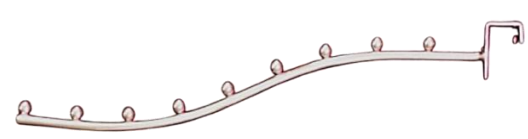
≡ SB281 : L: 100 mm ≡ SB282 : L: 200 mm
 ≡ SB283 : L: 300 mm ≡ SB284 : L: 400 mm

Size Options

≡ SB821 : L: 300 mm ≡ SB822 : L: 400 mm

Size Options

≡ SQ281 : L: 250 mm ≡ SQ282 : L: 300 mm



Code: SQH28
DOUBLE PIN PRICING SQUARE BAR HOOK

Code: SQB29
7 BALL WATERFALL SQUARE BAR HOOK

Code: SQB30
9 BALL WATERFALL SQUARE BAR HOOK

Dimensions
Length: 300 mm Diameter: 6 mm

Features

- ≡ Finish: Chrome
- ≡ For 25x25mm Square Bar

Dimensions
Length: 300 mm Diameter: 9 mm

Features

- ≡ Finish: Chrome
- ≡ For 25x25mm Square Bar
- ≡ 7 Ball Stop
- ≡ Waterfall Design

Dimensions
Length: 400 mm Diameter: 9 mm

Features

- ≡ Finish: Chrome
- ≡ For 25x25mm Square Bar
- ≡ 7 Ball Stop
- ≡ Waterfall Design



Code: SQ82
1 BALL STRAIGHT SQUARE BAR HOOK

Features

- ≡ Finish: Chrome
- ≡ For 25x25mm Square Bar
- ≡ 1 Ball Stop
- ≡ Straight
- ≡ Oval Bar

Size Options

- ≡ SQ821 : L: 300 mm
- ≡ SQ822 : L: 400 mm

Code: SQ2081
5 BALL STRAIGHT SQUARE BAR HOOK

Dimensions
Length: 300 mm

Features

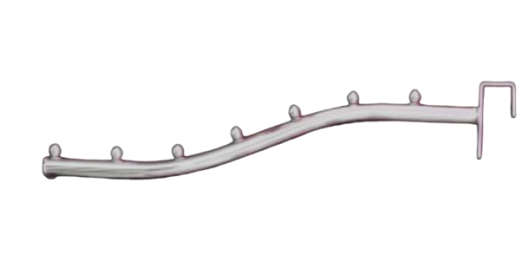
- ≡ Finish: Chrome
- ≡ For 25x25mm Square Bar
- ≡ 5 Ball Stop
- ≡ Straight
- ≡ Oval Bar

Code: SQ2091
7 BALL STRAIGHT SQUARE BAR HOOK

Dimensions
Length: 400 mm

Features

- ≡ Finish: Chrome
- ≡ For 25x25mm Square Bar
- ≡ 7 Ball Stop
- ≡ Straight
- ≡ Oval Bar



Code: SQB28
7 BALL WATERFALL SQUARE BAR HOOK

Dimensions
Length: 400 mm

Features

- ≡ Finish: Chrome
- ≡ For 25x25mm Square Bar
- ≡ 7 Ball Stop
- ≡ Waterfall Design
- ≡ Round Bar Base

Code: SQH60
1 BALL CHROME SQUARE BAR HOOK

Dimensions
Length: 400 mm

Features

- ≡ Finish: Chrome
- ≡ For 25x25mm Square Bar
- ≡ 1 Ball Stop
- ≡ Straight Design
- ≡ Square Bar Base

Code: SQH70
1 BALL CHROME SQUARE BAR HOOK

Dimensions
Length: 400 mm

Features

- ≡ Finish: Chrome
- ≡ For 25x25mm Square Bar
- ≡ 1 Ball Stop
- ≡ Straight Design
- ≡ Square Bar Base



Code: SBH5
SINGLE PEG GALV. SQUARE BAR HOOK

Features

- ≡ Galvanised
- ≡ For 25x25mm Square Bar

Size Options

- ≡ SBH51 : 300 mm
- ≡ SBH52 : 400 mm

Code: SBH5
SINGLE PEG GALV. SQUARE BAR HOOK

Features

- ≡ Galvanised
- ≡ For 25x25mm Square Bar

Size Options

- ≡ SBH51 : 300 mm
- ≡ SBH52 : 400 mm


Code: SBH5
SINGLE PEG GALV. SQUARE BAR HOOK

Features

- ≡ Galvanised
- ≡ For 25x25mm Square Bar

Size Options

- ≡ SBH51 : 300 mm
- ≡ SBH52 : 400 mm



Code: SB30
SINGLE PEG GALV. SQUARE BAR HOOK

Features
 ≡ Galvanised ≡ For 25x25mm Square Bar

Size Options
 ≡ SB301 : 200 mm ≡ SB302 : 300 mm
 ≡ SB303 : 400 mm ≡

Code: SB40
SLOTTED SQUARE BAR HOOK

Features
 ≡ Galvanised ≡ For 25x25mm Square Bar

Size Options
Sloping **Straight**
 ≡ SB401 : 320 mm | 12 Slot ≡ SB402 : 320 mm | 12 Slot
 ≡ SB403 : 420 mm | 20 Slot ≡ SB404 : 420 mm | 20 Slot

Code: SB42
GALV. TRACKING SQUARE BAR HOOK

Features
 ≡ Galvanised ≡ For 25x25mm Square Bar

Size Options
 ≡ SB421 : 200 mm ≡ SB422 : 300 mm

RECTANGULAR BAR SYSTEM & HOOKS





Code: RBS01
LIGHT DUTY CHROME RECTANGULAR BAR

Dimensions

Width: 30 mm Depth: 16 mm
Thickness: 0.4 mm

Features

- ≡ Finish: Chrome
- ≡ Light Duty
- ≡ Light Items Only | Caps, Socks & Underwear

Size Options

- ≡ RBS011 : L: 3 000 mm
- ≡ RBS012 : L: 1 000 mm



Code: RBS02
HEAVY DUTY CHROME RECTANGULAR BAR

Dimensions


Width: 30 mm Depth: 16 mm
Thickness: 1.0 mm

Features

- ≡ Finish: Chrome
- ≡ Heavy Duty
- ≡ Suitable for Heavy Hooks & Clothing

Size Options

- ≡ RBS021 : L: 3 000 mm
- ≡ RBS022 : L: 1 000 mm



Code: RBS18
GALVANISED RECTANGULAR BAR

Dimensions


Width: 25 mm Depth: 13 mm

Features

- ≡ Finish: Galvanised
- ≡ Heavy Duty
- ≡ Suitable for Heavy Hooks & Clothing

Size Options

- ≡ RBS181 : L: 902 mm
- ≡ RBS182 : L: 1 203 mm




Code: RBB1
LIGHT DUTY RECTANGULAR BAR BRACKET

Features

- ≡ Rectangular Bar Compatible
- ≡ Light Duty

Size Options

- ≡ RBB11 : L: 70 mm
- ≡ RBB12 : L: 150 mm
- ≡ RBB13 : L: 250 mm




Code: RBB1
LIGHT DUTY RECTANGULAR BAR BRACKET

Features

- ≡ Rectangular Bar Compatible
- ≡ Light Duty
- ≡ Single Slot Clips

Size Options

- ≡ RBB14 : Centre Clip
- ≡ RBB15 : Left Clip
- ≡ RBB16 : Right Clip



Code: RBB1
LIGHT DUTY RECTANGULAR BAR BRACKET

Features

- ≡ Rectangular Bar Compatible
- ≡ Light Duty
- ≡ Double Slot Clips

Size Options

- ≡ RBB17 : Centre Clip
- ≡ RBB18 : Left Clip
- ≡ RBB19 : Right Clip

Code: RBB6
RECTANGULAR BAR BRACKET

Dimensions

Height: 80 mm Width/Depth: 25 mm

Features

- ≡ Finish: Chrome
- ≡ Double Slot Clips
- ≡ Universal Standard

Options

- ≡ RBB61 : Direct Clip
- ≡ RBB62 : Centre Clip
- ≡ RBB63 : Left Clip
- ≡ RBB64 : Right Clip


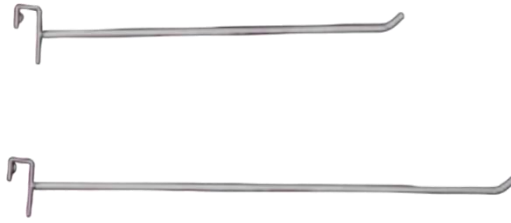
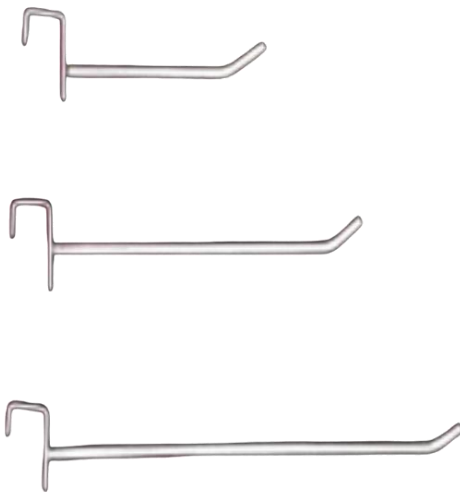
Code: RBB60
330MM RECTANGULAR BAR SUPPORT BRACKET

Dimensions

Length: 330 mm Height: 75 mm
Width: 25 mm

Features

- ≡ Finish: Chrome
- ≡ Double Slot Clips
- ≡ Straight
- ≡ Universal Standard



Code: RB13
4MM SINGLE PIN RECTANGULAR BAR HOOK

Code: RB38
6MM SINGLE PIN RECTANGULAR BAR HOOK

Code: RB39
8MM SINGLE PIN RECTANGULAR BAR HOOK

Dimensions

Dimensions

Dimensions

Diameter: 4 mm

Diameter: 6 mm

Diameter: 8 mm

Features

Features

Features

≡ Finish: Chrome ≡ For 30x16mm Rectangular Bar

≡ Finish: Chrome ≡ For 30x16mm Rectangular Bar

≡ Finish: Chrome ≡ For 30x16mm Rectangular Bar

Size Options


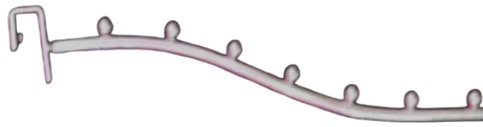
Size Options

Size Options

≡ RB135 : L: 100 mm ≡ RB136 : L: 150 mm
≡ RB137 : L: 200 mm ≡

≡ RB381 : L: 200 mm ≡ RB382 : L: 250 mm
≡ RB383 : L: 300 mm ≡ RB384 : L: 400 mm

≡ RB391 : L: 300 mm ≡ RB392 : L: 400 mm



Code: RBH21
7 BALL WATERFALL RECT. BAR HOOK

Code: RBH22
7 BALL WATERFALL RECT. BAR HOOK

Code: RBH23
9 BALL WATERFALL RECT. BAR HOOK

Dimensions

Dimensions

Dimensions

Length: 280 mm

Length: 280 mm

Length: 320 mm

Features

Features

Features

≡ Finish: Chrome ≡ For 30x16mm Rectangular Bar
≡ 7 Ball Stop ≡ Waterfall Design

≡ Finish: Chrome ≡ For 30x16mm Rectangular Bar
≡ 7 Ball Stop ≡ Waterfall Design

≡ Finish: Chrome ≡ For 30x16mm Rectangular Bar
≡ 7 Ball Stop ≡ Waterfall Design



Code: RB025
6 BALL STEPPED RECTANGULAR BAR HOOK

Code: RBH23
8 BALL STEPPED RECTANGULAR BAR HOOK

Code: RBH28
5 LOOP RECTANGULAR BAR HOOK

Dimensions

Dimensions

Dimensions

Length: 280 mm Height: 150 mm

Length: 320 mm Height: 150 mm

Length: 280 mm

Features

Features

Features

≡ Finish: Chrome ≡ For 30x16mm Rectangular Bar
≡ 6 Ball Stop ≡ Stepped Design

≡ Finish: Chrome ≡ For 30x16mm Rectangular Bar
≡ 8 Ball Stop ≡ Stepped Design

≡ Finish: Chrome ≡ For 30x16mm Rectangular Bar
≡ 5 Loop Hooks ≡ Straight Design





Code: RB24

1 BALL RECTANGULAR BAR HOOK

Features

- ≡ Finish: Chrome ≡ For 30x16mm Rectangular Bar
- ≡ 1 Ball Stop ≡ Straight Design

Size Options

- ≡ RB241 : L: 300 mm ≡ RB242 : L: 400 mm

Code: RB243

5 BALL RECTANGULAR BAR HOOK

Dimensions

Length: 300 mm

Features

- ≡ Finish: Chrome ≡ For 30x16mm Rectangular Bar
- ≡ 5 Ball Stop ≡ Straight Design

Code: RB244


7 BALL RECTANGULAR BAR HOOK

Dimensions

Length: 400 mm

Features

- ≡ Finish: Chrome ≡ For 30x16mm Rectangular Bar
- ≡ 7 Ball Stop ≡ Straight Design



Code: RBH26

7 BALL WATERFALL RECT. BAR HOOK

Dimensions

Length: 400 mm

Features

- ≡ Finish: Chrome ≡ For 30x16mm Rectangular Bar
- ≡ 7 Ball Stop ≡ Waterfall Design

Code: RBH41

CAP RECTANGULAR BAR HOOK

Dimensions

Length: 400 mm

Features

- ≡ Finish: Chrome ≡ For 30x16mm Rectangular Bar
- ≡ Stepped ≡ Round Design

ROUND TUBE SYSTEM & HOOKS





Code: SRT02

STAINLESS STEEL 19MM ROUND TUBING

Dimensions

Diameter: 19 mm Thickness: 0.9 mm

Features

≡ Finish: Stainless Steel

Size Options

≡ SRT021 : L: 3 000 mm ≡ SRT022 : L: 1 000 mm

Code: SRT01

CHROME 25MM ROUND TUBING

Dimensions

Diameter: 25 mm Thickness: 0.4 mm

Features

≡ Finish: Chrome

Size Options

≡ SRT011 : L: 3 000 mm ≡ SRT012 : L: 1 000 mm

Code: SRT03

STAINLESS STEEL 25MM ROUND TUBING

Dimensions

Diameter: 25 mm Thickness: 0.8 mm

Features

≡ Finish: Stainless Steel

Size Options

≡ SRT031 : L: 3 000 mm ≡ SRT032 : L: 1 000 mm



Code: SCB05

25MM ROUND TUBING BRACKET

Dimensions

Height: mm Depth: mm

Features

≡ Finish: Chrome

≡ Universal Standard

≡ Double Slot Clips

≡ 25mm Round Bar Support

Code: SRT11

CHROME 25MM ROUND TUBING

Dimensions

Length: 5 000 mm Diameter: 25 mm

Features

≡ Finish: Chrome

WALL MOUNT DISPLAY SYSTEMS



COMPLETE WALL MOUNT DISPLAYS





Code: WMD101

2 SHELF COMBINATION WALL MOUNT DISPLAY

Dimensions

Width:	1 035 mm	Small Shelf	L: 970 W: 300 mm
Height:	2 440 mm	Large Shelf:	L: 970 W: 560 mm

Features

- ≡ Chrome Framework
- ≡ Wall Mounted
- ≡ Black Glass Shelves
- ≡ Adjustable



Code: WMD102

2 TIER HANGING WALL MOUNT DISPLAY

Dimensions


Width:	1 035 mm	Height:	2 440 mm
--------	----------	---------	----------

Features

- ≡ Chrome Framework
- ≡ Wall Mounted
- ≡ 2 x C-Arms | 4 Chrome Hooks
- ≡ Adjustable

WALL MOUNT HOOKS





Code: WMH11
SQUARE BAR WALL MOUNT HOOK

Dimensions

Length: 360 mm

Features

≡ Finish: Chrome ≡ Straight ≡ Square Bar Base



Code: WMH16
WATERFALL 6-BALL WALL MOUNT HOOK

Dimensions

Length: 350 mm Diameter: 19 mm

Features

≡ Chrome Finish ≡ 6 Ball Stops

Code: WMH126
WATERFALL 9-BALL WALL MOUNT HOOK

Dimensions

Length: 350 mm Diameter: 10 mm

Features

≡ Chrome Finish ≡ 9 Ball-Stops



Code: WMH62
STRAIGHT 7-BALL WALL MOUNT HOOK

Dimensions

Length: 400 mm

Features

≡ Chrome Finish ≡ 7 Ball-Stops

Code: WMH36
STRAIGHT 1-BALL WALL MOUNT HOOK

Dimensions

Length: 400 mm

Features

≡ Chrome Finish ≡ 1 Ball-Stop






GRID DISPLAY SYSTEMS



v

GRID PANELS & STANDS





Code: GDS1
GRID MESH PANEL

Colour & Size Options

Black	White
Block Size: 100 mm x 100 mm	
GDS1B1 : H: 2 000 L: 1 000mm	GDS1W1 : H: 2 000 L: 1 000mm
GDS1B2 : H: 2 000 L: 500 mm	GDS1W2 : H: 2 000 L: 500 mm
GDS1B3 : H: 2 000 L: 300 mm	GDS1W3 : H: 2 000 L: 300 mm
GDS1B4 : H: 1 000 L: 1 000 mm	GDS1W4 : H: 1 000 L: 1 000mm
GDS1B5 : H: 1 000 L: 500 mm	GDS1W5 : H: 1 000 L: 500 mm
Block Size: 50 mm x 50 mm	
GDS1B7 : H: 2 000 L: 1 000mm	GDS1W7 : H: 2 000 L: 1 000mm
Block Size: 75 mm x 75 mm	
GDS1B9 : H: 1 800 L: 900mm	GDS1W9 : H: 1 800 L: 900mm

Code: GDS40
L-SHAPE GRID DISPLAY STAND

Dimensions

Length: 500 mm	Height: 2 000 mm
Block Size: 100 x 100 mm	Width: 500 mm

Features

- ≡ L-Shape
- ≡ Freestanding Display Stand

Colour Options:

- GDS40B : Black
- GDS40W : White


Code: GDS2
GRID MESH PANEL DISPLAY STAND

Features

- ≡ Block Size: 100 x 100 mm
- ≡ Freestanding Display
- ≡ Grid Mesh Panel on Fixed Stand
- ≡ Wheel Compatibility Available as Optional Extra

Colour & Size Options

Black	White
GDS2B1 : H: 2000 L: 1000mm	GDS2W1 : H:2000 L: 1000mm
GDS2B2 : H: 2000 L: 500 mm	GDS2W2 : H:2000 L: 500mm
GDS2B3 : H: 1500 L: 1000 mm	GDS2W3 : H:1500 L: 1000mm
GDS2B4 : H: 1 500 L: 500 mm	GDS2W4 : H:1500 L: 500 mm



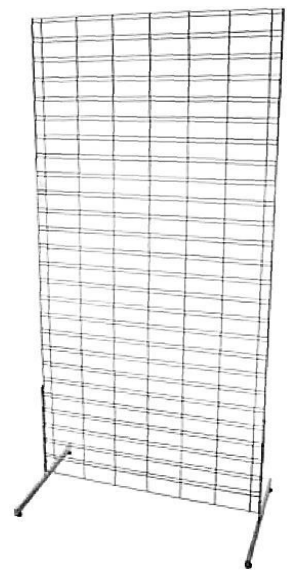
Code: GDS102
WHITE ROTATING GRID DISPLAY

Dimensions

Height: 1 750 mm
Grid Size: L: 300 mm H: 1200 mm

Features

- ≡ Square Design
- ≡ Rotating
- ≡ Includes Castors
- ≡ Freestanding Display



Code: GDS181
CHROME GRID DISPLAY STAND

Dimensions

Length: 1 000 mm	Height: 2 000 mm
------------------	------------------

Features

- ≡ Chrome
- ≡ Freestanding Display
- ≡ Also Slatwall Hook Compatible

GRID MESH HOOKS & BASKETS





Code: GD5
STANDARD GRID MESH HOOK

Code: GDH6
CURVED CLOTHING RAIL GRID HOOK

Code: GDH7
FLAT BAR BALL-STOP GRID HOOK

Colour & Size Options

Dimensions

Dimensions

- | | |
|---------------------|---------------------|
| Black | White |
| ≡ GD5B1 : L: 50 mm | ≡ GD5W1 : L: 50 mm |
| ≡ GD5B2 : L: 100 mm | ≡ GD5W2 : L: 100 mm |
| ≡ GD5B3 : L: 150 mm | ≡ GD5W3 : L: 150 mm |
| ≡ GD5B4 : L: 200 mm | ≡ GD5W4 : L: 200 mm |
| ≡ GD5B5 : L: 250 mm | ≡ GD5W5 : L: 250 mm |
| ≡ GD5B6 : L: 300 mm | ≡ GD5W6 : L: 300 mm |

Length: 900 mm

Length: 350 mm

Colour Options:


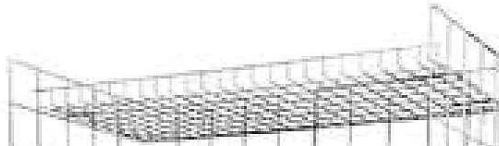
Features

- GDH6B : Black GDH6W : White

- ≡ Flat Bar Design ≡ Single Ball-Stop on End

Colour Options:

- GDH7B : Black GDH7W : White



Code: GD8
SLOTTED GRID MESH HOOK

Code: GDH71
SHELF FOR L-SHAPE GRID MESH

Code: GDH1
GRID MESH DISPLAY SHELF

Colour & Size Options

Dimensions

Colour & Size Options


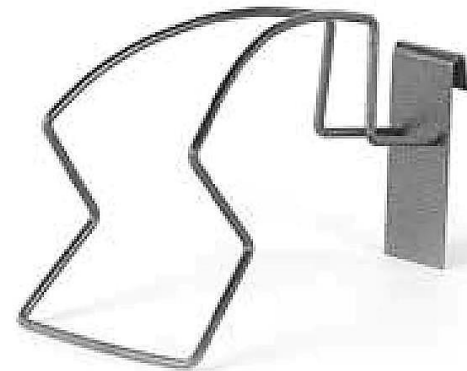

- | | |
|---------------------|---------------------|
| Black | White |
| ≡ GD8B1 : L: 320 mm | ≡ GD8W1 : L: 320 mm |
| Straight 12 Slots | Straight 12 Slots |
| ≡ GD8B2 : L: 420 mm | ≡ GD8W2 : L: 420 mm |
| Sloping 20 Slots | Sloping 20 Slots |

Length: 1 000 mm Width: 430 mm

Colour Options:

- | | |
|-----------------------|-----------------------|
| Black | White |
| ≡ GDH1B1 : Straight | ≡ GDH1W1 : Straight |
| L: 500 mm W: 300 mm | L: 500 mm W: 300 mm |
| ≡ GDH1B2 : Sloping | ≡ GDH1W2 : Sloping |
| L: 900 mm W: 300 mm | L: 900 mm W: 300 mm |

- GDH71B : Black GDH71W : White



Code: GDH3
HAT | BALL RING GRID MESH HOOK

Code: GDH4
CAP STYLE GRID MESH HOOK

Code: GDH0
BALL RING GRID MESH HOOK

Colour Options:

Colour Options:

Dimensions


- GDH3B : Black GDH3W : White

- GDH4B : Black GDH4W : White

Diameter: 140 mm

Colour Options:

- GDH0B : Black GDH0W : White



Code: GDH50
FORK STYLE GRID MESH RAIL HOOK

Code: GDH102
1 TIER FOOTWEAR GRID MESH HOOK

Code: GDH103
2 TIER FOOTWEAR GRID MESH HOOK

Dimensions
 Length: 950 mm

Dimensions
 Length: 250 mm Width: 95 mm

Dimensions
 Length: 110 mm Width: 200 mm

Colour Options:
 GDH50B : Black GDH50W : White

Features
 ≡ Finish: White ≡ 1-Tier

Features
 ≡ Finish: Chrome ≡ 2-Tier



Code: GDB2
GRID MESH DISPLAY SHELF

Code: GDB9
FOOTWEAR GRID DISPLAY SHELF

Colour & Size Options

Black	White
≡ GDB2B1 : Length: 500 mm L: 500 mm W: 300 mm	≡ GDB2W1 : Length: 500 mm L: 500 mm W: 300 mm
≡ GDB2B2 : Length: 900 mm L: 900 mm W: 300 mm	≡ GDB2W2 : Length: 900 mm L: 900 mm W: 300 mm

Dimensions
 Length: 270 mm Width: 150 mm

Colour Options:
 GDB9B : Black GDB9W : White

PEGBOARD DISPLAY SYSTEMS



PEGBOARD DISPLAY STANDS






Code: PBD1
FREESTANDING PEGBOARD DISPLAY

Features
≡ Single-Sided ≡ With Castors

Colour & Size Options

Black	Silver
≡ PBD1B1 : Height: 1 400 mm L: 540 mm W: 300 mm Hole Spacing: 15 mm	≡ PBD1S1 : Height: 1 400 mm L: 540 mm W: 300 mm Hole Spacing: 15 mm
≡ PBD1B2 : Height: 1 800 mm L: 540 mm W: 300 mm Hole Spacing: 15 mm	≡ PBD1S2 : Height: 1 800 mm L: 540 mm W: 300 mm Hole Spacing: 15 mm



Code: PBD04G
PEGBOARD DISPLAY WITH FRAME

Dimensions
Length: 1 940 mm Height: 940 mm
Hole Spacing: 25 mm Thickness: 20 mm

Features
≡ Finish: Grey ≡



Code: PBD10
PEGBOARD DISPLAY STAND

Dimensions
Length: 1 000 mm Height: 1 830 mm

Colour Options:
PBD10G : Gunmetal Grey PBD10W : White



Code: PBD70
PEGBOARD DISPLAY WITH SHELF

Dimensions
PEGBOARD: SHELF: HEADER:
Height: 1360-1860mm Width: 430mm Height: 200mm
Length: 940mm Length: 940mm Length: 940mm

Features
≡ Pegboard on Stand ≡ Bottom Shelf
≡ Header Board ≡

Colour Options:
PBD70B : Black PBD70W : White




Code: PBD8W
PEGBOARD DISPLAY PANEL

Features
≡ With Side Wings ≡ Finish: White

Colour & Size Options
≡ PBD8W1 : Height: 1 350 mm ≡ PBD8W2 : Height: 1 635 mm
Width: 450 mm Width: 450 mm
≡ PBD8W3 : Height: 1 955 mm
Width: 450 mm

ROTATING PEGBOARD DISPLAYS





Code: PBR05S

ROTATING COUNTERTOP PEGBOARD DISPLAY

Dimensions

Length:	200 mm	Height:	650 mm
Width:	200 mm	Hole Spacing:	15 mm

Features

- ≡ 4-Sided
- ≡ Rotating
- ≡ Colour: Silver
- ≡ Countertop Display

Code: PBR06S

TRIANGULAR ROTATING PEGBOARD DISPLAY STAND

Dimensions

Length:	350 mm	Height:	1 800 mm
Width:	350 mm	Hole Spacing:	25 mm

Features

- ≡ Triangular | 3-Sided
- ≡ Rotating
- ≡ Colour: Silver
- ≡ Floor-Based Display

PEGBOARD HOOKS





Code: PBH1

DOUBLE CLIP CHROME PEGBOARD HOOK

Features

≡ Single Prong ≡ Chrome ≡ Compatible Pegboard Spacing: 25 mm

Size Options

PBH11 † L: 100 mm PBH12 † L: 150 mm PBH13 † L: 200 mm
 PBH14 † L: 250 mm PBH15 † L: 300 mm



Code: PBH2

SINGLE CLIP CHROME PEGBOARD HOOK

Features

≡ Single Prong ≡ Chrome ≡ Compatible with Any Pegboard Spacing

Size Options

PBH20 † L: 50 mm PBH21 † L: 100 mm PBH22 † L: 150 mm
 PBH23 † L: 200 mm PBH24 † L: 250 mm



Code: PBH6

LOOPED GALVANISED PEGBOARD HOOK

Features

≡ Looped Hook ≡ Galvanised ≡ Double Clip ≡ Backing Plate

Size Options

PBH61 † L: 100 mm PBH62 † L: 150 mm PBH63 † L: 200 mm PBH64 † L: 250 mm

Code: PBH31


CHROME LOOPED PEGBOARD HOOK

Dimensions

Length: 150 mm Diameter: 25 mm

Features

≡ Looped ≡ Chrome ≡ Compatible Pegboard Spacing: 25 mm



Code: PBH5


PERSPEX PEGBOARD HOOK

Features

≡ Single Prong ≡ Perspex ≡ Compatible Pegboard Spacing: 25 mm

Size Options

PBH51 † L: 100 mm PBH52 † L: 150 mm PBH53 † L: 200 mm



Code: PBH7


GALVANISED PEGBOARD HOOK

Features

≡ Single Prong ≡ Galvanised ≡ Double Clip ≡ Backing Plate

Size Options

PBH70 † L: 50 mm PBH71 † L: 100 mm PBH72 † L: 150 mm PBH73 † L: 200 mm



Code: PBH41

3-BALL PEGBOARD HOOK

Dimensions

Length: 150 mm Diameter: 25 mm

Features

- ≡ 3 Ball Stop ≡ Chrome ≡ Compatible Pegboard Spacing: 15-20 mm
- ≡ Double Clip ≡ Heart Shaped Backing Plate

Code: PBH91

PEGBOARD TRACKING HOOK

Dimensions

Length: 225 mm

Features


- ≡ Double Clip ≡ Tracking Hook

FURNITURE & COUNTERS



RETAIL & CHECKOUT COUNTERS





Code: RCC18

QUALITY SUPERMARKET CHECKOUT COUNTER

Dimensions

Main Unit Size		Cupboard Size	
Length:	1 800 mm	Length:	550 mm
Width:	550 mm	Width:	550 mm
Height:	800 mm	Height:	800 mm

Colour Options:

RCC18B : Blue RCC18G : Grey

Features

- ≡ Stainless Surface Top
- ≡ Left Or Right Sided Display
- ≡ Metal Counter
- ≡ Black Rubber Edging



Code: RCC15

QUALITY SUPERMARKET CHECKOUT COUNTER

Dimensions

Main Unit Size		Cupboard Size	
Length:	1 500 mm	Length:	550 mm
Width:	550 mm	Width:	550 mm
Height:	800 mm	Height:	800 mm

Colour Options:

RCC15B : Blue RCC15C : Coffee RCC15R : Red

Features

- ≡ Stainless Surface Top
- ≡ Left Or Right Sided Display
- ≡ Metal Counter
- ≡ Black Rubber Edging

Code: RCC118

STAINLESS STEEL CHECKOUT COUNTER

Dimensions

Length:	1 800 mm	Width:	1 200 mm
Height:	1 000 mm		

Features

- ≡ Stainless Steel Counter
- ≡ Black Rubber Edging
- ≡ U-Shape



Code: RCC01

ECONOMY CHECKOUT COUNTER

Dimensions

Main Unit Size		Cupboard Size	
Length:	1 500 mm	Length:	550 mm
Width:	550 mm	Width:	550 mm
Height:	800 mm	Height:	800 mm

Colour Options:

RCC01B : Cream | Blue Edging RCC01R : Cream | Red Edging

Features

- ≡ Economy Checkout Counter
- ≡ Left Or Right Sided Display
- ≡ Metal Counter



Code: RCC21

RECEPTION COUNTER

Dimensions

Length:	1 800 mm	Width:	1 200 mm
Height:	1 200 mm		

Colour Options:

RCC21B : Beech	RCC21C : Cherry	RCC21G : Grey
RCC21M : Maple	RCC21W : White	

Code: RCC28

STANDARD WOODEN COUNTER

Dimensions

Length:	1 200 mm	Width:	600 mm
Height:	1 180 mm		

Colour Options:

RCC28B : Black	RCC28R : Red	RCC28S : Silver
RCC28W : White		



Code: RCC27

METAL CHECKOUT COUNTER

Dimensions


Length:	1 800 mm	Width:	
Height:	800 mm		

Colour Options:

RCC27R : Cream & Red

FREESTANDING FITTING ROOMS





Code: FFR108

FREESTANDING FITTING ROOM

Dimensions

Length:	1 200 mm	Width:	1 200 mm
Height:	2 000 mm		

Features

≡ Incl Poles & Connectors	≡ Finish: Black
---------------------------	-----------------

CHAIRS & TABLES





Code: CFB21

STANDARD BAR STOOL

Dimensions

Height: 590 – 790 mm Diameter: 450 mm

Colour Options:

CFB21B : Black CFB21S : Silver CFB21W : White

Features

≡ Height Adjustable ≡ ABS



Code: CFB22

HIGH BACK BAR STOOL

Dimensions

Height: 590 – 790 mm

Colour Options:

CFB22B : Black CFB22L : Blue CFB22O : Orange
CFB22R : Red CFB22W : White

Features

≡ Height Adjustable ≡ ABS
≡ High Back



Code: CFB23

STANDARD BAR TABLE

Dimensions

Height: 700 – 900 mm Diameter: 600 mm

Colour Options:

CFB23B : Black CFB23S : Silver CFB23W : White

Features

≡ Height Adjustable ≡ ABS



Code: CFB915

STANDARD CHAIR WITH BACKREST

Features

≡ Colour Black

DISPLAY CABINETS & COUNTERS



GLASS DISPLAY COUNTERS





Code: DCS1

QUALITY GLASS DISPLAY COUNTER

Dimensions

Width:	500 mm	Height:	1 000 mm
--------	--------	---------	----------

Features

≡ Lockable	≡ Toughened Glass
≡ Natural Colour Anodised Aluminium	≡

Colour Options:

L: 1 200 mm	L: 1 500 mm
DCS1B1 : Beech	DCS1B2 : Beech
DCS1C1 : Cherry	DCS1C2 : Cherry
DCS1K1 : Black	DCS1K2 : Black
DCS1M1 : Maple	DCS1M2 : Maple
DCS1W1 : White	DCS1W2 : White



Code: DCS2

QUALITY GLASS DISPLAY & STORAGE COUNTER

Dimensions

Width:	500 mm	Height:	1 000 mm
--------	--------	---------	----------

Features

≡ Lockable	≡ Toughened Glass
≡ Natural Colour Anodised Aluminium	≡

Colour Options:

L: 1 200 mm	L: 1 500 mm
DCS2B1 : Beech	DCS2B2 : Beech
DCS2C1 : Cherry	DCS2C2 : Cherry
DCS2K1 : Black	DCS2K2 : Black
DCS2M1 : Maple	DCS2M2 : Maple
DCS2W1 : White	DCS2W2 : White



Code: DCS3

ECONOMY GLASS DISPLAY COUNTER

Dimensions

Width:	500 mm	Height:	1 000 mm
--------	--------	---------	----------

Features

≡ Lockable	≡ Budget Anodised Aluminium
------------	-----------------------------

Colour Options:

L: 1 000 mm	L: 1 200 mm	L: 1 500 mm
DCS3B1 : Beech	DCS3B2 : Beech	DCS3B3 : Beech
DCS3C1 : Cherry	DCS3C2 : Cherry	DCS3C3 : Cherry
DCS3K1 : Black	DCS3K2 : Black	DCS3K3 : Black
DCS3M1 : Maple	DCS3M2 : Maple	DCS3M3 : Maple
DCS3W1 : White	DCS3W2 : White	DCS3W3 : White



Code: DCS4

ECONOMY GLASS DISPLAY & STORAGE COUNTER

Dimensions

Width:	500 mm	Height:	1 000 mm
--------	--------	---------	----------

Features

≡ Lockable	≡ 1 Glass Shelf
≡ Budget Anodised Aluminium	≡

Colour Options:

L: 1 200 mm	L: 1 500 mm
DCS4B1 : Beech	DCS4B2 : Beech
DCS4C1 : Cherry	DCS4C2 : Cherry
DCS4K1 : Black	DCS4K2 : Black
DCS4M1 : Maple	DCS4M2 : Maple
DCS4W1 : White	DCS4W2 : White



Code: DCS41

FRAMELESS GLASS DISPLAY COUNTER

Dimensions

Length:	1 200 mm	Height:	1 000 mm
Width:	500 mm	Approx Fixed Shelf Spacing:	230 - 250 mm

Features

≡ Lockable	≡ 2 Non-Adjustable Glass Shelves
≡ Frameless	≡

Base Colour Options:

DCS41C : Cherry	DCS41W : White Gloss
-----------------	----------------------



Code: DCS42

DOUBLE SIDED FRAMELESS GLASS DISPLAY COUNTER

Dimensions

Length:	1 800 mm	Height:	900 mm
Width:	500 mm	Approx Fixed Shelf Spacing:	180 - 190 mm

Features

≡ Lockable	≡ 6 Glass Shelves (3 Per Side)
≡ Frameless	≡

Base Colour Options:

DCS42B : Beech	DCS42C : Cherry	DCS42K : Black
DCS42M : Maple	DCS42W : White	

GLASS DISPLAY CABINETS





Code: DCS91

SQUARE FRAMELESS DISPLAY CABINET

Dimensions

Length:	450 mm	Height:	1 800 mm
Width:	450 mm	Approx Fixed Shelf Spacing:	230 – 240 mm

Features

- ≡ Lockable
- ≡ 5 Glass Shelves

Base Colour Options:

- DCS91K : Black Gloss
- DCS91W : White Gloss

Code: DCS97

SQUARE DISPLAY CABINET WITH STORAGE

Dimensions

Length:	500 mm	Height:	2 000 mm
Width:	500 mm		

Features

- ≡ Lockable
- ≡ Budget Anodise Aluminium

Base Colour Options:

- DCS97B : Beech
- DCS97C : Cherry
- DCS97K : Black
- DCS97M : Maple
- DCS97W : White

Code: DCS98

SQUARE GLASS DISPLAY CABINET

Dimensions

Length:	400 mm	Height:	1 800 mm
Width:	400 mm		

Features

- ≡ Lockable
- ≡ 4 Glass Shelves
- ≡ Budget Anodise Aluminium

Base Colour Options:

- DCS98B : Beech
- DCS98C : Cherry
- DCS98K : Black
- DCS98M : Maple
- DCS98W : White



Code: DCS95

ECONOMY GLASS DISPLAY CABINET

Dimensions

Length:	1 000 mm	Height:	2 000 mm
Width:	400 mm		

Features

- ≡ Lockable
- ≡ 5 Glass Shelves

Base Colour Options:

- DCS95B : Beech
- DCS95C : Cherry
- DCS95K : Black
- DCS95M : Maple
- DCS95W : White

Code: DCS96

GLASS DISPLAY CABINET WITH CUPBOARD

Dimensions

Length:	1 000 mm	Height:	2 000 mm
Width:	400 mm	Cupboard H:	500 mm

Features

- ≡ Lockable
- ≡ 3 Glass Shelves
- ≡ Base Cupboard

Base Colour Options:

- DCS96B : Beech
- DCS96C : Cherry
- DCS96K : Black
- DCS96M : Maple
- DCS96W : White

Code: DCS15

FRAMELESS GLASS DISPLAY CABINET

Dimensions

Length:	1 000 mm	Height:	2 000 mm
Width:	400 mm	Approx Fixed Shelf Spacing:	340 mm

Features

- ≡ Lockable
- ≡ 4 Fixed Glass Shelves
- ≡ Frameless

Base Colour Options:

- DCS15K : Black Gloss
- DCS15W : White Gloss

ROTATING DISPLAY UNITS





Code: DCS20

ROTATING DISPLAY CABINET

Dimensions

Length: 450 mm Height: 1 600 mm
Width: 450 mm Cupboard H: 900 mm

Features

- ≡ Lockable
- ≡ Rotating Top
- ≡ 2 Fixed Glass Shelves
- ≡ Base Cupboard

Base Colour Options:

DCS20B : Beech DCS20C : Cherry DCS20K : Black
DCS20M : Maple DCS20W : White

COUNTERTOP DISPLAY CABINET





Code: DCS21

COUNTERTOP DISPLAY CABINET

Dimensions

Length: 350 mm Height: 700 mm
Width: 350 mm

Features

≡ Lockable ≡ 2 Glass Shelves

Base Colour Options:

DCS21B : Beech DCS21C : Cherry DCS21K : Black
DCS21M : Maple DCS21W : White

Code: DCS31

ROTATING COUNTERTOP CABINET

Dimensions

Length: 350 mm Height: 700 mm
Width: 350 mm

Features

≡ Lockable ≡ 2 Glass Shelves ≡ Rotating

Base Colour Options:

DCS31B : Beech DCS31C : Cherry DCS31K : Black
DCS31M : Maple DCS31W : White

Code: DCS32

ROTATING COUNTERTOP CABINET

Dimensions

Length: 350 mm Height: 700 mm
Width: 350 mm

Features

≡ Lockable ≡ 2 Glass Shelves ≡ Rotating

Base Colour Options:

DCS32B : Beech DCS32C : Cherry DCS32K : Black
DCS32M : Maple DCS32W : White

CABINET & COUNTER ACCESSORIES





Code: DCS201
RECTANGULAR GLASS SHELF

Dimensions

Length:	900 mm	Width:	300 mm	Thickness	8 mm
---------	--------	--------	--------	-----------	------



Code: DCS203
RECTANGULAR GLASS SHELF

Dimensions

Length:	1 200 mm	Width:	250 mm	Thickness	6 mm
---------	----------	--------	--------	-----------	------



Code: DCA101
GLASS COUNTER SLIDING LOCK

Features


≡ ≡



Code: DCA107
CRESCENT GLASS SHELF CLIP

Features

≡ ≡



Code: DCS202
OVAL GLASS SHELF

Dimensions

Length:	1 600 mm	Width:	550 mm	Thickness	6mm
---------	----------	--------	--------	-----------	-----

Code: DCA102
GLASS COUNTER CLAMPED LOCK

Features

≡ ≡



Code: DCA24
RUBBER GLASS SHELF SUPPORT

Dimensions

Diameter:	20 mm
-----------	-------

Features

≡	Transparent	≡	Rubber
---	-------------	---	--------



Code: DCA106
CYLINDRICAL GLASS SHELF CLIP

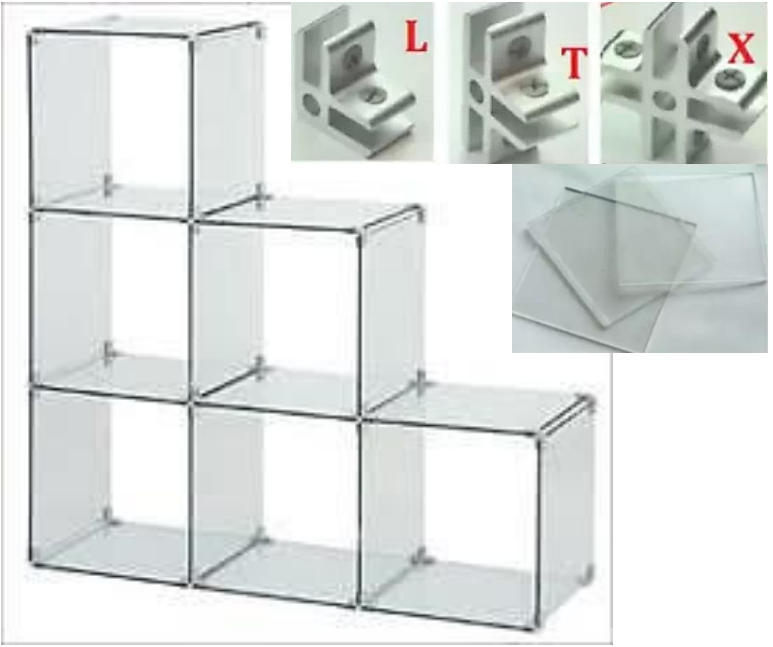
Features

≡ ≡



GLASS DISPLAY CUBES





Code: DCA140

6 BLACK GLASS CUBE DISPLAY KIT

Individual Box Dimensions

Length:	300 mm	Height:	300 mm	Width:	300 mm
---------	--------	---------	--------	--------	--------

Features

- ≡ Multi-Use Glass Display Cubes
- ≡ Various Formations

Kit Includes:

17 pcs x 300 x 300 mm Glass	8 pcs x Two-Way ('L') Aluminium Connector Clip
12 pcs x Three-Way ('T') Aluminium Connector Clip	4 pcs x

Replacement Parts Available:

DCA141 : 300 x 300 mm Glass	DCA142 : Two-Way ('L') Aluminium Connector Clip
DCA143 : Three-Way ('T') Aluminium Connector Clip	DCA144 : Four-Way ('X') Aluminium Connector Clip

Code: DCG4

GLASS CUBE DISPLAY

Features

- ≡ Multi-Use Glass Display Cubes
- ≡ Various Formations

Part Options:


GLASS	
DCG04A : Glass 300 x 300mm	DCG04B : Glass 400 x 400mm
PLASTIC CONNECTORS	
DCG4C : 2-Way Connector	DCG4D : 3-Way Connector
CHROME CONNECTORS	
DCG4E : 2-Way Connector	DCG4F : 3-Way Connector
DCG4G : 2-Way Connector	DCG4H : 4-Way Connector

COUNTERTOP & DISPLAY STANDS



BAG DISPLAY STANDS





Code: DSH45B

FLOOR-BASED BAG DISPLAY STAND

Dimensions

Height: 1 200 - 2 000 mm
Arm Length: T.B.A.

Features

- ≡ Finish: Black
- ≡ Floor-based Stand
- ≡ Height Adjustable

COUNTERTOP BAG & WALLET DISPLAYS





Code: CDH17B
SINGLE ARM BAG DISPLAY STAND

Dimensions

Height: 440 - 700 mm

Features

- ≡ Finish: Black
- ≡ Height Adjustable
- ≡ Countertop Stand



Code: CDH07B
DOUBLE ARM BAG DISPLAY STAND

Dimensions

Height: 440 - 700 mm
 Arm Length: 55 and 75 mm

Features

- ≡ Finish: Black
- ≡ Height Adjustable
- ≡ Countertop Stand



Code: CDH312
GOLD COUNTERTOP BAG DISPLAY STAND

Dimensions

Height: Adjustable

Features

- ≡ Adjustable Height
- ≡ Square Base
- ≡ Easy Assembly
- ≡ Finish: Gold Chrome
- ≡ Countertop Display



Code: CDH101
2-HOOK COUNTERTOP BAG DISPLAY STAND

Dimensions

Height: 400 - 700 mm
 Diameter: 175 mm

Features

- ≡ Adjustable Height
- ≡ Round Metal Base
- ≡ Easy Assembly
- ≡ Chrome Finish
- ≡ Countertop Display



Code: CDH102
1-SLOT COUNTERTOP BAG DISPLAY STAND

Dimensions

Height: 400 - 700 mm

Features



- ≡ Adjustable Height
- ≡ Square Metal Base
- ≡ Easy Assembly
- ≡ Polished Finish
- ≡ Countertop Display



Code: CDH901
1-ARM COUNTERTOP BAG DISPLAY STAND

Features

- ≡ Adjustable Height
- ≡ Easy Assembly
- ≡ Finish: Silver
- ≡ Countertop Display



Code: CDH129

3-TIER PERSPEX COUNTER PURSE DISPLAY

Dimensions

Stand:		Step:	
Height:	200 mm	Length:	100 mm
Width:	100 mm	Width:	55 mm
Depth:	190 mm		

Features

- ≡ Perspex
- ≡ Holds 3 Purses
- ≡ 3-Tier
- ≡ Effective Countertop Display

Code: CDH132

4-TIER COUNTERTOP WALLET DISPLAY

Dimensions

Height:	
Width:	

Features

- ≡ Finish: Clear
- ≡ Holds 4 Wallets
- ≡ 4-Tier
- ≡ Effective Countertop Display

Code: CDH131

3-TIER COUNTERTOP WALLET DISPLAY

Dimensions

Height:	
Width:	

Features

- ≡ Finish: Clear
- ≡ Holds 3 Wallets
- ≡ 3-Tier
- ≡ Effective Countertop Display



Code: CDH121

STANDARD PERSPEX COUNTERTOP WALLET DISPLAY

Dimensions

Height:	60 mm
Width:	70 mm

Features

- ≡ Perspex
- ≡ Holds Single Wallet
- ≡ Effective Countertop Display

Code: CDH122

2-TIER PERSPEX COUNTERTOP WALLET DISPLAY

Dimensions

Height:	130 mm
Width:	70 mm

Features

- ≡ Perspex
- ≡ Holds 2 Wallets
- ≡ 2-Tier
- ≡ Effective Countertop Display

Code: CDH123

3-TIER PERSPEX COUNTERTOP WALLET DISPLAY

Dimensions

Height:	150 mm
Width:	70 mm

Features

- ≡ Perspex
- ≡ Holds 3 Wallets
- ≡ 3-Tier
- ≡ Effective Countertop Display



Code: CDH125

2-TIER PERSPEX COUNTER PURSE DISPLAY

Dimensions

Height: 130 mm
Width: 105 mm

Features

- ≡ Perspex
- ≡ Extra-Wide
- ≡ Effective Countertop Display
- ≡ 2-Tier
- ≡ Holds 2 Purses

Code: CDH126

3-TIER PERSPEX COUNTER PURSE DISPLAY

Dimensions

Height: 150 mm
Width: 105 mm

Features

- ≡ Perspex
- ≡ Extra-Wide
- ≡ Effective Countertop Display
- ≡ 3-Tier
- ≡ Holds 3 Purses

Code: CDH128

2-TIER PERSPEX COUNTER PURSE DISPLAY

Dimensions

Stand: 130 mm
Height: 130 mm
Width: 100 mm
Depth: 120 mm

Step: 100 mm
Length: 100 mm
Width: 55 mm

Features

- ≡ Perspex
- ≡ Holds 2 Purses
- ≡ 2-Tier
- ≡ Effective Countertop Display

COUNTERTOP COSMETICS DISPLAYS



COMING SOON



HEADWEAR DISPLAY STANDS





Code: GRD292
CHROME 20-HOOK CAP DISPLAY

Dimensions

Diameter: 600 mm Arm Length: 300 mm
 Height: 1900 mm

Features

≡ 20 Cap Hooks ≡ No Castors
 ≡ Chrome Finish



Code: GRD293
BLACK 12 TIER MULTI-CAP DISPLAY

Dimensions

Length: 200 mm Width: 300 mm
 Height: 1900 mm

Features

≡ 12 Tiers ≡ No Castors
 ≡ Black Finish



Code: GRD299
CHROME 16 HOOK CAP DISPLAY

Dimensions

Diameter: 480 mm Height: 1700 mm

Features

≡ 16 Cap Hooks ≡ No Castors
 ≡ Chrome Finish

COUNTERTOP HEADWEAR DISPLAYS





Code: CDM432

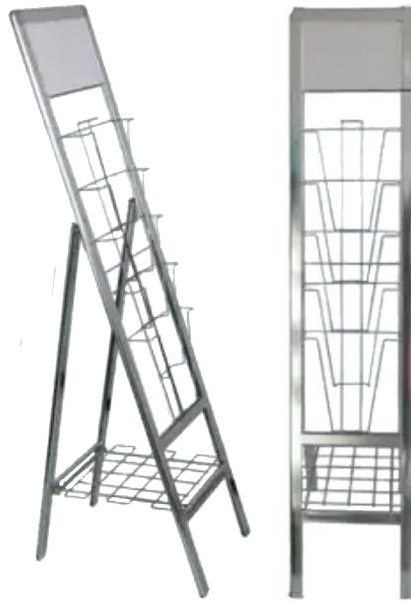
COUNTERTOP HEADGEAR DISPLAY STAND

Features

- ≡ Chrome Finish
- ≡ Chrome Base
- ≡ Adjustable Height
- ≡

BROCHURE DISPLAY STANDS





Code: DSB111
6-TIER BROCHURE DISPLAY STAND

Dimensions

Unit Size: Slot Size:
Height: 1 350 mm Height: 180 mm
Width: 300 mm Length: 280 mm

Features

- ≡ Metal Composition
- ≡ Freestanding Display Stand
- ≡ Black Finish
- ≡ 6-Tiers
- ≡ Wire Holder Slots
- ≡ No Castors
- ≡ Suitable for Display of Books, Brochures, Magazines, etc.

Code: DSB113
CHROME BROCHURE DISPLAY STAND

Dimensions

Length: 300 mm Height: 1 350 mm
Width: 460 mm


Features

- ≡ Chrome Finish | Metal
- ≡ Freestanding Display Stand
- ≡ Suitable for Display of Books, Brochures, Magazines, etc.

Code: DSB332
FOLDABLE BROCHURE DISPLAY STAND

Features

- ≡ Finish: Black
- ≡ Composition: NO Castors
- ≡ 6 Tiers & 1 Shelf
- ≡ Suitable for Display of Books, Brochures & Magazines



Code: DSB333
METAL BROCHURE DISPLAY STAND

Dimensions

Unit Size: Shelf Size:
Height: 1 500 mm Length: 450 mm
Length: 450 mm Width: 300 mm

Features

- ≡ Finish: Black
- ≡ Composition: Metal
- ≡ 4 Tiers & 1 Shelf
- ≡ Includes Castors
- ≡ Signage Display Plate | H: 150 mm x W: 450 mm
- ≡ Suitable for Display of Books, Brochures & Magazines

Code: DSB334
CURVED METAL BROCHURE DISPLAY STAND

Dimensions

Unit Size: Plate Size:
Height: 1 230 mm Height: 145 mm
Width: 300 mm Length: 270 mm

Features

- ≡ Finish: Black
- ≡ Composition: Metal
- ≡ 3 Tiers & 1 Shelf
- ≡ Includes Castors
- ≡ Signage Display Plate
- ≡ Suitable for Display of Books, Brochures, etc.

Code: DSB335
METAL SLOPING BROCHURE STAND

Dimensions

Unit Size: Plate Size:
Height: 1 320 mm Height: 145 mm
Length: 480 mm Length: 450 mm

Features

- ≡ Finish: Black
- ≡ Composition: Metal
- ≡ 3 Tiers & 1 Shelf
- ≡ Includes Castors
- ≡ Signage Display Plate
- ≡ Suitable for Display of Books, Brochures, etc.



Code: DSB37

ADJUSTABLE BROCHURE DISPLAY

Dimensions

Length: 300 mm **Height:** 1 270 mm

Features


- ≡ Composition: Metal ≡ Includes Castors
- ≡ Suitable for Display of Books, Brochures, etc

Colour Options:

- ≡ DSB37B : Black ≡ DSB37W : White

COUNTERTOP BROCHURE DISPLAYS





Code: CDB09

PERSPEX COUNTERTOP BROCHURE DISPLAY

Features

- ≡ Perspex
- ≡ Variable Sizes
- ≡ Effective Countertop Brochure Display

Size Options

- ≡ CDB094 : A4
- ≡ CDB095 : A5
- ≡ CDB096 : A6

Code: CDB014

PERSPEX COUNTERTOP BUSINESS CARD DISPLAY

Features

- ≡ Perspex
- ≡ Countertop Business Card Display

Code: CDB112


2-TIER PERSPEX COUNTERTOP BROCHURE & BUSINESS CARD DISPLAY

Dimensions

- Brochure L: 215 mm
- Brochure H: 210 mm
- Bus Card L: 90 mm
- Bus Card H: 55 mm

Features

- ≡ Perspex
- ≡ 2-Tier
- ≡ Effective Combined Display of Brochures & Business Card



Code: CDB113

3-TIER PERSPEX COUNTERTOP BROCHURE DISPLAY

Dimensions

- Length: 245 mm
- Width: 170 mm
- Height: 320 mm
- Tier Width: 40 mm

Features

- ≡ Perspex
- ≡ A4 Size
- ≡ Effective Countertop Brochure Display
- ≡ 3-Tier

Code: CDB114

PERSPEX COUNTERTOP BROCHURE & BUSINESS CARD DISPLAY

Dimensions

- Length: 220 mm
- Width: 110 mm
- Height: 265 mm

Features

- ≡ Perspex
- ≡ Effective Combined Display of Brochures & Business Card
- ≡ Multi-Tier

Code: CDB115


WOODEN COUNTERTOP BROCHURE & BUSINESS CARD DISPLAY

Dimensions

- Length: 200 mm
- Width: 135 mm
- Height: 135 mm

Features

- ≡ Wooden Finish
- ≡ Multi-Purpose
- ≡ Effective Combined Display of Brochures, Business Card & Pens
- ≡ Multi-Tier



Code: CDB15
PERSPEX COUNTERTOP BUSINESS CARD DISPLAY

Dimensions
 Length: 80 mm Height: 65 mm

- Features**
- ≡ Perspex
 - ≡ Countertop Business Card Display



Code: CDB09
PERSPEX COUNTERTOP BROCHURE DISPLAY

Size Options

CDB094 † Size: A4	CDB095 † Size: A5
CDB096 † Size: A6	

- Features**
- ≡ Perspex
 - ≡ Multi-Tier
 - ≡ Effective Combined Display of Brochures & Business Card



Code: CDB14
PERSPEX COUNTERTOP MENU DISPLAY

Size Options

CDB144 † Size: A4	CDB145 † Size: A5
CDB146 † Size: A6	

- Features**
- ≡ Perspex
 - ≡ Multi-Tier
 - ≡ Effective Combined Display of Brochures & Business Card



Code: CDB151
PERSPEX COUNTERTOP BROCHURE & BUSINESS CARD DISPLAY

Dimensions
 Width: 80 mm Height: 65 mm

- Features**
- ≡ Perspex
 - ≡ Multi-Tier
 - ≡ Effective Combined Display of Brochures & Business Card

EYEWEAR DISPLAY STANDS






Code: DSE105
WALL MOUNT EYEWEAR DISPLAY

Dimensions

Height: 1 200 mm Width: 160 mm

Features

- ≡ Aluminium Composition
- ≡ Displays 16 Pairs
- ≡ Suitable for Spectacles, Sunglasses, etc.
- ≡ Wall Mount
- ≡ Incl. Lock



Code: DSE102
ROUND ROTATING EYEWEAR DISPLAY

Dimensions

Height: 1 900 mm Diameter: 400 mm

Features

- ≡ Aluminium Composition
- ≡ Displays 126 Pairs | 6 x 21
- ≡ Suitable for Spectacles, Sunglasses, etc.
- ≡ Freestanding
- ≡ Incl. Castors



Code: DSE150
WALL MOUNT EYEWEAR DISPLAY

Dimensions

Height: 1 000 mm Width: 150 mm

Features

- ≡ Perspex
- ≡ Displays 15 Pairs
- ≡ Suitable for Spectacles, Sunglasses, etc.
- ≡ Wall Mount



Code: DSE106
SQUARE ROTATING EYEWEAR DISPLAY

Dimensions

Height: 1 750 mm Width: 250 mm
Length: 250 mm

Features

- ≡ Rotating | Square Design
- ≡ Displays 80 Pairs | 4 x 20
- ≡ Suitable for Spectacles, Sunglasses, etc.
- ≡ Freestanding
- ≡ Incl. Castors



Code: DSE131
WALL MOUNT EYEWEAR DISPLAY

Features

- ≡ Aluminium
- ≡ Displays 16 Pairs
- ≡ Suitable for Spectacles, Sunglasses, etc.
- ≡ Wall Mount
- ≡ Incl. Lock



Code: DSE122
ROTATING EYEWEAR DISPLAY

Dimensions

Height: 1 900 mm

Features

- ≡ Displays 90 Pairs
- ≡ Suitable for Spectacles, Sunglasses, etc.
- ≡ Incl. Castors

COUNTERTOP EYEWEAR DISPLAYS





Code: CDE144
SQUARE COUNTERTOP EYEWEAR DISPLAY

Dimensions

Height: 600 mm Width: 200 mm
 Length: 200 mm

Features

- ≡ Finish: Silver
- ≡ Displays 44 Pairs
- ≡ Suitable for Spectacles, Sunglasses, etc.
- ≡ Rotating
- ≡ Countertop

Code: CDE301
PERSPEX COUNTERTOP EYEWEAR DISPLAY

Dimensions

Height: 360 mm Width: 160 mm
 Length: 160 mm

Features

- ≡ Displays 6 Pairs
- ≡ Suitable for Spectacles, Sunglasses, etc.
- ≡ Perspex

Code: CDE104
MULTI COLOUR ROTATING COUNTERTOP EYEWEAR DISPLAY

Dimensions

Height: 650 mm

Features

- ≡ Finish: Yellow/Blue
- ≡ Displays 36 Pairs
- ≡ Suitable for Spectacles, Sunglasses, etc.
- ≡ Rotating
- ≡ Countertop



Code: CDE101
HEXAGON COUNTERTOP EYEWEAR DISPLAY

Dimensions

Height: 650 mm Width: 200 mm
 Length: 200 mm

Features

- ≡ Finish: White
- ≡ Displays 42 Pairs
- ≡ Suitable for Spectacles, Sunglasses, etc.
- ≡ Rotating
- ≡ Countertop

Code: CDE20
WOODEN EYEWEAR DISPLAY

Dimensions

Height: 670 mm Width: 240 mm
 Length: 240 mm

Features

- ≡ Wooden Composition
- ≡ Displays 36 Pairs
- ≡ Suitable for Spectacles, Sunglasses, etc.
- ≡ Rotating
- ≡ Countertop

Code: CDE121
FIXED COUNTERTOP EYEWEAR DISPLAY

Dimensions

Height: 665 mm Length: 200 mm

Features



- ≡ Displays 12 Pairs
- ≡ Suitable for Spectacles, Sunglasses, etc.
- ≡ Countertop

Colour Options:

CDE20B : Black CDE20E : Beech

FOOTWEAR DISPLAY STANDS






Code: DSF92
6-TIER METAL FOOTWEAR STAND

Dimensions	
Height:	1 200 mm
Features	
≡ 6 Tier	≡ Metal Composition
≡ Square Metal Base	≡ Floor-Based Display
Colour Options:	
≡ DSF92B : Black	≡ DSF92W : White



Code: DSF93
8-TIER METAL FOOTWEAR STAND

Dimensions	
Height:	1 200 mm
Features	
≡ 8 Tier	≡ Metal Composition
≡ Square Metal Base	≡ Floor-Based Display
Colour Options:	
≡ DSF93B : Black	≡ DSF93W : White



Code: DSF69B
4-SIDED FOOTWEAR DISPLAY STAND

Dimensions	
Height:	Diameter:
Features	
≡ 4-Sided Display	≡ Black Metal Frame
≡ Glass Shelves	≡ Wooden Base & Top



Code: DSF102
RECTANGULAR FOOTWEAR STAND

Dimensions		
Height:	1 450 mm	Diameter: 300 mm
Features		
≡ Triangular Design	≡ Metal Finish	
≡ Floor-Based Display	≡ Includes Castors	

Code: DSF20
6-TIER METAL FOOTWEAR STAND

Dimensions	
Height:	1 200 mm
Features	
≡ 6 Tier	≡ Metal Composition
≡ Square Metal Base	≡ Floor-Based Display
Colour Options:	
≡ DSF20C : Chrome	≡ DSF20W : White

Code: DSF40C
5 TIER SLOPING FOOTWEAR STAND

Dimensions		
Height:	1 300 mm	Length: 850 mm
Width:	600 mm	
Features		
≡ 6 Tier	≡ Single Sided	
≡ Includes Castors	≡ Floor-Based Display	

COUNTERTOP FOOTWEAR DISPLAYS





Code: CDF34

CLEAR PLASTIC FEMALE FOOT DISPLAY

Dimensions

Length: 220 mm Width: 75 mm

Features

- ≡ Plastic Female Foot Mould
- ≡ Colour: Transparent/Clear

Options:

- CDF342 : With Bottom | Pair
- CDF341 : With Bottom | Single

Code: CDF24

WHITE PLASTIC FEMALE FOOT DISPLAY

Dimensions

Length: 220 mm Width: 75 mm

Features

- ≡ Plastic Female Foot Mould
- ≡ Colour: White

Options:

- CDF242 : With Bottom | Pair
- CDF241 : With Bottom | Single

Code: CDF04

PLASTIC FEMALE FOOT DISPLAY FORM

Dimensions

Length: 220 mm Width: 75 mm

Features

- ≡ Plastic Female Foot Mould
- ≡ Colour: Euro Skin Tone

Options:

- CDF044 : With Bottom | Pair CDF042 : Bottomless | Pair
- CDF043 : With Bottom | Single CDF041 : Bottomless | Single



Code: CDF02

COUNTERTOP FOOTWEAR DISPLAY TRIANGLE

Dimensions

Height: 70 mm Width: 50 mm

Features

- ≡ Transparent
- ≡ Triangular Design
- ≡ Countertop Footwear Display

Code: CDF03

PERSPEX HIGH RISE SANDAL & FOOTWEAR DISPLAY FORM

Dimensions

Height: 180 mm Length: 230 mm
Width: 13 mm

Features

- ≡ Transparent | Perspex
- ≡ Extra Length
- ≡ Countertop Sandal & Footwear Display Shape

Code: CDF05

SANDAL & FOOTWEAR DISPLAY FORM

Dimensions

Height: 130 mm Length: 220 mm
Width: 22 mm

Features

- ≡ Transparent
- ≡ Standard Length
- ≡ Countertop Footwear Display



Code: CDF11

3-WAY COUNTERTOP FOOTWEAR DISPLAY STAND

Dimensions

Length: 95 mm Width: 35 mm
 Height: 165 mm

Features

- ≡ Perspex | Transparent
- ≡ Multi-Purpose
- ≡ 3-Way
- ≡ Countertop Footwear Display



Code: CDF3

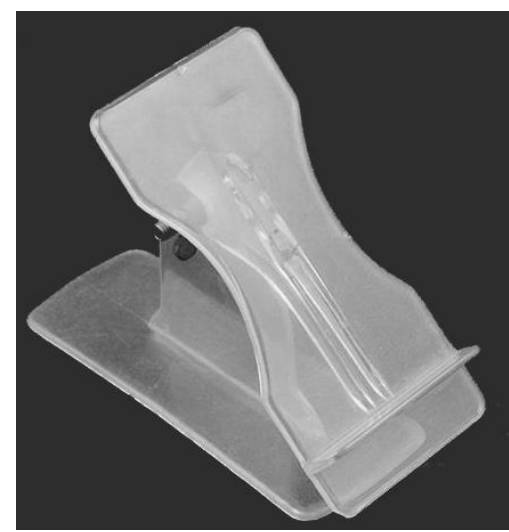
PERSPEX COUNTERTOP FOOTWEAR DISPLAY STAND

Features

- ≡ Perspex | Transparent
- ≡ Multi-Purpose
- ≡ Countertop Footwear Display

Size Options

- CDF31 : 3-inch
- CDF32 : 6-inch
- CDF33 : 9-inch
- CDF34 : 12-inch



Code: CDF21

2-WAY COUNTERTOP FOOTWEAR DISPLAY STAND

Dimensions

Length: 95 mm Width: 35 mm
 Height: 160 mm

Features

- ≡ Perspex | Transparent
- ≡ Multi-Purpose
- ≡ 2-Way
- ≡ Standard Length
- ≡ Countertop Footwear Display



Code: CDF42

HEEL COUNTERTOP FOOTWEAR DISPLAY STAND

Dimensions

Length: 100 mm Width: 50 mm
 Height: 90 mm

Features

- ≡ Perspex | Transparent
- ≡ Multi-Purpose
- ≡ Countertop Footwear Display



Code: CDF44

1 TIER COUNTERTOP FOOTWEAR DISPLAY STAND

Dimensions

Length: 280 mm Width: 80 mm
 Height: 50 mm

Features

- ≡ Perspex | Transparent
- ≡ Multi-Purpose
- ≡ 1-Tier
- ≡ Countertop Footwear Display



Code: CDF45

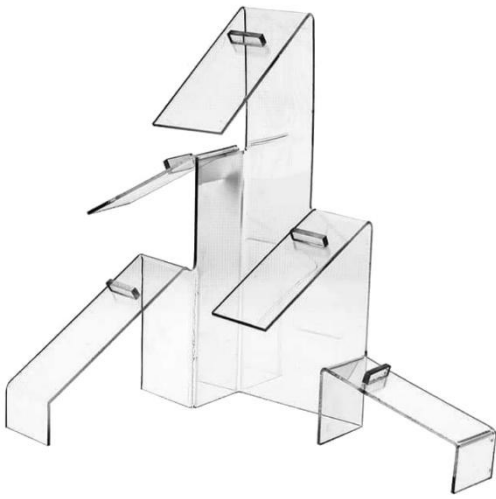
2 TIER COUNTERTOP FOOTWEAR DISPLAY STAND

Dimensions

Length: 280 mm Width: 180 mm
 Height: 90 mm

Features

- ≡ Perspex | Transparent
- ≡ Multi-Purpose
- ≡ 2-Tier
- ≡ Countertop Footwear Display



Code: CDF143
PERSPEX MULTI-PURPOSE COUNTERTOP FOOTWEAR DISPLAY

- Features**
- ≡ Transparent | Perspex ≡ Displays 5 Shoes
 - ≡ Countertop Footwear Display

Code: CDF46
3 TIER COUNTERTOP FOOTWEAR DISPLAY STAND


- Dimensions**
- | | | | |
|---------|--------|--------|--------|
| Length: | 300 mm | Width: | 310 mm |
| Height: | 155 mm | | |

- Features**
- ≡ Perspex | Transparent ≡ 3-Tier
 - ≡ Countertop Footwear Display

Code: CDF47
5 TIER COUNTERTOP FOOTWEAR DISPLAY STAND

- Dimensions**
- | | | | |
|---------|--------|--------|--------|
| Length: | 300 mm | Width: | 500 mm |
| Height: | 250 mm | | |

- Features**
- ≡ Perspex | Transparent ≡ 5-Tier
 - ≡ Countertop Footwear Display



Code: CDF16
ROUND BASE FOOTWEAR DISPLAY STAND

- Dimensions**
- | | | | |
|---------|--------|--------|-------|
| Length: | 130 mm | Width: | 55 mm |
| Height: | 160 mm | | |

- Features**
- ≡ Perspex | Transparent ≡ Round Base
 - ≡ Countertop Footwear Display

Code: CDF12
ADJUSTABLE COUNTERTOP FOOTWEAR DISPLAY STAND

- Dimensions**
- | | | | |
|---------|-------------|--------|-------|
| Length: | 180 mm | Width: | 50 mm |
| Height: | 80 - 130 mm | | |

- Features**
- ≡ Perspex | Transparent ≡ Adjustable
 - ≡ Extra Length ≡ Multi-Purpose
 - ≡ Countertop Footwear Display

Code: CDF13
ADJUSTABLE COUNTERTOP FOOTWEAR DISPLAY STAND

- Dimensions**
- | | | | |
|---------|-------------|--------|-------|
| Length: | 220 mm | Width: | 75 mm |
| Height: | 50 - 170 mm | | |

- Features**
- ≡ Perspex | Transparent ≡ Adjustable
 - ≡ Countertop Footwear Display

TRAYS & STACKABLE DISPLAYS





Code: MPS1

STACKABLE PLASTIC BOXES

Size & Part Options:

MPS13 : W: 300 mm L:188 mm H: 130 mm	MPS10 : Pack of 3
MPS14 : W: 370 mm L: 220 mm H: 152 mm	1 each x MPS13-15
MPS15 : W: 445 mm L: 255 mm H: 175 mm	MPS11 : Blue Plastic Supporter

Features

-
- ≡ Colour: Blue
 - ≡ Stackable
 - ≡ Suitable for Display of Hardware, Gifts, Various Food & Sweets, Variety of Small items, etc.
 - ≡ Composition: Plastic
 - ≡ Multi-Purpose

MIRROR DISPLAY STANDS





Code: DSM914

SILVER MIRROR DISPLAY STAND

Dimensions

Height: 1 540 mm Width: 420 mm

Features

≡ Silver Frame ≡ Freestanding Display Stand

Code: DSM917

WHITE MIRROR DISPLAY STAND

Dimensions

Height: 1 540 mm Width: 360 mm

Features

≡ White Frame ≡ Freestanding Display Stand

Code: DSM918

BLACK MIRROR DISPLAY STAND

Dimensions

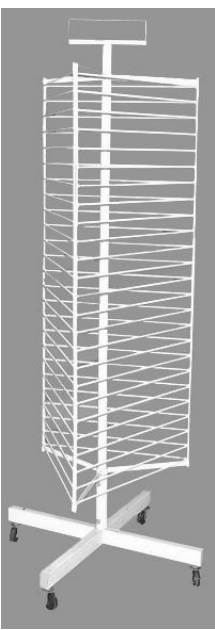
Height: 1 600 mm Width: 400 mm

Features

≡ Black Frame ≡ Includes Castors
≡ Freestanding Display Stand

MISC. DISPLAY STANDS





Code: DSM101
ROTATING GIFT WRAP DISPLAY STAND

Dimensions

Length: 550 mm Height: 1 900 mm
 Width: 550 mm

Features

- ≡ White Finish
- ≡ Rotating
- ≡ Includes Castors
- ≡ Freestanding Display
- ≡ Displays Sheets of Gift Wrap



Code: DSM108
GIFT WRAP DISPLAY STAND

Dimensions

Length: 635 mm Height: 1 470 mm

Features

- ≡ Grey Finish
- ≡ 10 Tiers
- ≡ Includes Castors
- ≡ Freestanding Display
- ≡ Displays Sheets of Gift Wrap



Code: DSM124
ROTATING CARD DISPLAY STAND

Dimensions

Width: 500 mm Height: 1 550 mm
 Max Card Width: 150 mm

Features

- ≡ Aluminium Grey
- ≡ Freestanding Display
- ≡ Includes Rotating Castors
- ≡ 40 Card Display Pockets (8 rows x 5 slots)




Code: DSM13
ROTATING MULTI-PURPOSE DISPLAY

Base Colour Options:

DSM13G : Aluminium Grey DSM13W : White

Features

- ≡ Individual Pegs
- ≡ Freestanding Display
- ≡ Includes Castors



Code: DSM87
LOLLIPOP DISPLAY STAND

Dimensions



Height: 700 - 1 400 mm

Features

- ≡ Aluminium Frame
- ≡ Poster Display

Size Options

DSM871 : A4 DSM872 : A5
 DSM873 : A6



Code: DSM87
A4 LOLLIPOP DISPLAY STAND

Code: DSM054
A4 LOLLIPOP DISPLAY STAND

Code: DSM121
ROTATING CARD DISPLAY STAND

Dimensions
Height: 700 - 1 400 mm

Dimensions
Height:

Dimensions
Stand Size: Dia.: 300 mm Height: 1 650 mm
Pocket Size: Width: 150 mm Height: 100 mm

- Features**
- ≡ A4 Frame
 - ≡ Height Adjustable
 - ≡ Portrait
 - ≡ Poster Display

- Features**
- ≡ A4 Frame
 - ≡ Height Adjustable
 - ≡ Portrait
 - ≡ Poster Display

- Features**
- ≡ Finish: White
 - ≡ Includes Rotating Castors
 - ≡ Freestanding Display

MISC. COUNTERTOP DISPLAYS





Code: CDM101

ROTATING COUNTERTOP MULTI-PURPOSE DISPLAY STAND

Dimensions

Height: 650 mm Tier Spacing: 200 mm
 Diameter: 300 mm Hook Length: 140 mm

Features

- ≡ White Finish
- ≡ Rotating
- ≡ 10 Hooks Per Tier
- ≡ 3 -Tier

Code: CDM102

ROTATING COUNTERTOP MULTI-PURPOSE DISPLAY STAND

Dimensions

Height: 570 mm Tier Spacing: 190 mm
 Diameter: 210 mm Hook Length: 50 mm

Features

- ≡ White Finish
- ≡ Rotating
- ≡ 8 Hooks Per Tier
- ≡ 3-Tier

Code: CDM105

ROTATING COUNTERTOP MULTI-PURPOSE DISPLAY STAND

Dimensions

Height: 650 mm Tier Spacing: 200 mm
 Diameter: 300 mm Hook Length: 160 mm

Features

- ≡ Chrome Finish
- ≡ Rotating
- ≡ 10 Hooks Per Tier
- ≡ 3-Tier



Code: CDM122

COUNTERTOP 2-TIER DISPLAY STAND

Dimensions

Height: 430 mm

Features

- ≡ White Finish
- ≡ Fixed Tiers
- ≡ 8 Hooks Per Tier
- ≡ 2-Tier

Code: CDM123

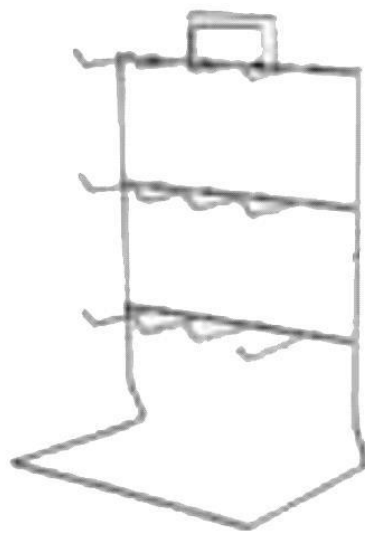
COUNTERTOP 3-TIER DISPLAY STAND

Dimensions

Height: 630 mm

Features

- ≡ White Finish
- ≡ Fixed Tiers
- ≡ 8 Hooks Per Tier
- ≡ 3-Tiers



Code: CDM01
COUNTERTOP TEA SET DISPLAY STAND

- Features**
- ≡ Countertop Display ≡

- Colour Options:**
- CDM01B ≡ Black
 - 01WCDM ≡ White

Code: CDM321
COUNTERTOP MULTI-PURPOSE DISPLAY STAND


- Dimensions**
- Height: 300 mm
 - Length: 230 mm
 - Hook Length: 100 mm

- Features**
- ≡ White Finish
 - ≡ Fixed Tiers
 - ≡ 4 Hooks Per Tier
 - ≡ 3-Tier

Code: CDM322
COUNTERTOP MULTI-PURPOSE DISPLAY STAND

- Dimensions**
- Height: 500 mm
 - Length: 230 mm
 - Hook Length: 150 mm

- Features**
- ≡ White Finish
 - ≡ Fixed Tiers
 - ≡ 3 Hooks Per Tier
 - ≡ 2-Tier



Code: CDM222
A4 COUNTERTOP LOLLIPOP DISPLAY

- Dimensions**
- Height:
- Features**
- ≡ A4 Frame
 - ≡ Height Adjustable
 - ≡ Portrait
 - ≡ Poster Display

Code: CDM911
STEEL COUNTERTOP PLATE STAND

- Dimensions**
- Height:
- Features**
- ≡ Finish: Silver
 - ≡ Countertop
 - ≡ 5-Tier

Code: CDM113
PERSPEX COUNTERTOP MOBILE PHONE DISPLAY

- Features**
- ≡ Perspex
 - ≡ Effective Combined Display of Cellular Phones & Other Products



Code: CDM150

CHROME MULTI-PURPOSE RISERS | SET OF 3

Dimensions

Small	Length:	135 mm	Height:	50 mm	Width:	50 mm
Medium	Length:	135 mm	Height:	105 mm	Width:	50 mm
Large	Length:	135 mm	Height:	115 mm	Width:	50 mm

Features

- ≡ 3 Pieces
- ≡ Chrome Finish



Code: CDM108

COUNTERTOP MULTI-PURPOSE DISPLAY STANDS

Dimensions

Small	Length:	190 mm	Height:	70 mm	Width:	100 mm
Medium	Length:	205 mm	Height:	105 mm	Width:	100 mm
Large	Length:	220 mm	Height:	140 mm	Width:	100 mm

Features

- ≡ Transparent
- ≡ Perspex

Code: CDM151

CHROME MULTI-PURPOSE RISERS | SET OF 2

Dimensions

Medium	Length:	255 mm	Height:	80 mm	Width:	90 mm
Large	Length:	260 mm	Height:	120 mm	Width:	90 mm

Features

- ≡ 2 Pieces
- ≡ Chrome Finish

JEWELLERY DISPLAY PRODUCTS



JEWELLERY DISPLAY STANDS





Code: JDF116

10 TIER BRACELET DISPLAY STAND

Features

-
- ≡ 10-Tier
 - ≡ Black Metal
 - ≡ Freestanding Bracelet & Armwear Display Stand

BRACELET & WATCH DISPLAYS





Code: JDB01

1-TIER BRACELET DISPLAY STAND

Dimensions

Height: 170 mm Length: 230 mm

Features

≡ PU Leather ≡ 1-Tier

Colour Options:

JDB01B : Black JDB01W : White



Code: JDB02

2-TIER BRACELET DISPLAY STAND

Dimensions

Height: 170 mm Length: 230 mm

Features

≡ PU Leather ≡ 2-Tier

Colour Options:

JDB02B : Black JDB02W : White



Code: JDB03

3-TIER BRACELET DISPLAY STAND

Dimensions

Height: 170 mm Length: 230 mm

Features

≡ PU Leather ≡ 3-Tier

Colour Options:

JDB03B : Black JDB03W : White



Code: JDB101

1-TIER BRACELET DISPLAY STAND

Features

≡ Velvet Covering ≡ 1-Tier
≡ Finish: Black ≡ Inclined



Code: JDB102

2-TIER BRACELET DISPLAY STAND

Features

≡ Velvet Covering ≡ 2-Tier
≡ Finish: Black ≡ Inclined



Code: JDB103

3-TIER BRACELET DISPLAY STAND

Features

≡ Velvet Covering ≡ 3-Tier
≡ Finish: Black ≡ Inclined



Code: JDB104

4-TIER BRACELET DISPLAY STAND

Features

≡ Wire Mesh ≡ 4-Tier
≡ Finish: Black ≡ Inclined



Code: JDB100

1-TIER BRACELET DISPLAY STAND

Features

≡ Velvet Covering ≡ 1-Tier
≡ Finish: Black ≡ Inclined



Code: JDB145

SILVER BRACELET DISPLAY STAND

Dimensions

Height: 220 mm Length: 270 mm
Width: 120 mm

Features

≡ Finish: Silver ≡ 2-Tier

NECKLACE DISPLAYS





Code: JDN11
SMALL NECK DISPLAY

Dimensions
 Height: 160 mm Length: 160 mm

Features
 ≡ PU Leather ≡ Size: Small

Colour Options:
 JDN11B : Black JDN11W : White



Code: JDN21
SMALL NECK DISPLAY | WOOD TRIM

Dimensions
 Height: 190 mm Length: 150 mm

Features
 ≡ PU Leather ≡ Wooden Trim

Colour Options:
 JDN21B : Black JDN21W : White



Code: JDN12
MEDIUM NECK DISPLAY

Dimensions
 Height: 200 mm Length: 200 mm

Features
 ≡ PU Leather ≡ Size: Medium

Colour Options:
 JDN12B : Black JDN12W : White



Code: JDN22
MEDIUM NECK DISPLAY | WOOD TRIM

Dimensions
 Height: 200 mm Length: 180 mm

Features
 ≡ PU Leather ≡ Wooden Trim

Colour Options:
 JDN22B : Black JDN22W : White



Code: JDN13
LARGE NECK DISPLAY

Dimensions
 Height: 300 mm Length: 250 mm

Features
 ≡ PU Leather ≡ Size: Large

Colour Options:
 JDN13B : Black JDN13W : White



Code: JDN23
LARGE NECK DISPLAY | WOOD TRIM

Dimensions
 Height: 270 mm Length: 200 mm

Features
 ≡ PU Leather ≡ Wooden Trim

Colour Options:
 JDN23B : Black JDN23W : White



Code: JDN24
XL NECK DISPLAY | WOOD TRIM

Dimensions
 Height: 370 mm Length: 250 mm

Features
 ≡ PU Leather ≡ Wooden Trim

Colour Options:
 JDN24B : Black JDN24W : White



Code: JDN30
VELVET NECK DISPLAY

Features
 ≡ Colour: Blsck ≡ Finish: Velvet

Size Options
 JDN30S : Small JDN30M : Medium
 JDN30L : Large





Code: JDN01
CANVAS NECK DISPLAY

Features
 ≡ Colour: Beige ≡ Finish: Canvas

Size Options
 JDN01S : Small JDN01M : Medium
 Length: 130 mm Length: 160 mm
 Height: 190 mm Height: 210 mm
 Width: 90 mm Width: 100 mm

EARRING DISPLAYS





Code: JDE01

SMALL PERSPEX EARRING DISPLAY

Dimensions

Height: 240 mm Length: 140 mm

Features

≡ Perspex ≡ 6-Tier

Colour Options:

JDE01B : Black JDE01W : White



Code: JDE02

LARGE PERSPEX EARRING DISPLAY

Dimensions

Height: 220 mm Length: 200 mm

Features

≡ Perspex ≡ 3-Tier

Colour Options:

JDE02B : Black JDE02W : White



Code: JDE013

BRASS EARRING DISPLAY

Dimensions

Height: 400 mm Length: 400 mm

Features

≡ Brass ≡ 6-Tier
≡ Ship-Styled ≡



Code: JDE014

BRASS CHAIR STYLE EARRING DISPLAY

Dimensions

Height: 420 mm Width: 120 mm
Length: 100 mm

Features

≡ Brass ≡ Chair-Styled



Code: JDE015

BRASS UMBRELLA EARRING DISPLAY

Dimensions

Height: 420 mm Width: 120 mm
Length: 100 mm

Features

≡ Brass ≡ Umbrella-Styled



Code: JDE105

BRASS 3-TIER EARRING DISPLAY

Features

≡ Brass ≡ 3-Tier

JEWELLERY BOXES





Code: JDJ001
COVERED RING BOX

Dimensions

Height: 240 mm Length: 350 mm
Width: 45 mm

Features

≡ Colour: Black ≡ 7 Lines
≡ With Lid | Covered ≡



Code: JDJ002
UNCOVERED RING BOX

Dimensions

Height: 240 mm Length: 350 mm
Width: 35 mm

Features

≡ Colour: Black ≡ 7 Lines
≡ No Lid | Uncovered ≡



Code: JDJ003
COVERED PENDANT BOX

Dimensions

Height: 240 mm Length: 350 mm
Width: 45 mm

Features

≡ Colour: Black ≡ 4 Rows of Tacks
≡ With Lid | Covered ≡



Code: JDJ004
UNCOVERED PENDANT BOX

Dimensions

Height: 240 mm Length: 350 mm
Width: 45 mm

Features

≡ Colour: Black ≡ 4 Rows of Tacks
≡ No Lid | Uncovered ≡



Code: JDJ022
UNCOVERED JEWELLERY BOX

Dimensions

Height: 240 mm Length: 350 mm
Width: 45 mm

Features

≡ Colour: Black ≡ 24 Partitions
≡ No Lid | Uncovered ≡



Code: JDJ023
UNCOVERED JEWELLERY BOX

Dimensions

Height: 240 mm Length: 350 mm
Width: 45 mm

Features

≡ Colour: Black ≡ 12 Partitions
≡ No Lid | Uncovered ≡



Code: JDJ111

COVERED NECKLACE BOX

Dimensions

Height:	240 mm	Length:	350 mm
Width:	45 mm		

Features

≡ Colour: Black	≡ 1 Row of Tacks
≡ No Lid Uncovered	≡ Curved Base

Code: JDJ112

UNCOVERED NECKLACE BOX

Dimensions

Height:	240 mm	Length:	350 mm
Width:	35 mm		

Features

≡ Colour: Black	≡ 1 Row of Tacks
≡ No Lid Uncovered	≡ Curved Base

Code: JDJ0121

COVERED JEWELLERY BOX

Dimensions

Height:	240 mm	Length:	350 mm
Width:	45 mm		

Features

≡ Colour: Black	≡ 12 Partitions
≡ With Lid Covered	≡



Code: JDJ0122

COVERED JEWELLERY BOX

Dimensions


Height:	240 mm	Length:	350 mm
Width:	45 mm		

Features

≡ Colour: Black	≡ 24 Partitions
≡ With Lid Covered	≡

MISC. JEWELLERY DISPLAYS





Code: JDM011
BRASS JEWELLERY DISPLAY

Code: JDM016
BRASS 6 HOOK JEWELLERY DISPLAY

Code: JDM019
BRASS 2 TIER JEWELLERY DISPLAY

Dimensions
Height: 200 mm Length: 300 mm

Dimensions
Height: 200 mm Length: 300 mm

Dimensions
Height: 300 mm Length: 300 mm

Features
≡ Colour: Brass ≡

Features
≡ Colour: Brass ≡ 6 Hooks

Features
≡ Colour: Brass ≡ 2 Tier



Code: JDM020
BLACK PALM JEWELLERY DISPLAY

Code: JDM021
PINK JEWELLERY DISPLAY

Code: JDM033
BRASS FLORAL JEWELLERY DISPLAY

Dimensions
Height: 560 mm Length: 490 mm
Width: 490 mm

Dimensions
Height: 420 mm Length: 100 mm
Width: 120 mm

Dimensions
Height: 420 mm Length: 100 mm
Width: 120 mm

Features
≡ Colour: Black ≡ Palm-Styled

Features
≡ Colour: Pink ≡ Floral-Styled

Features
≡ Colour: Brass ≡ Floral-Styled



Code: JDM111
JEWELLERY DISPLAY BABIES

Dimensions
 Height: 350 mm



Code: JDM18A
MULTI-PURPOSE JEWELLERY DISPLAY

Features
 ≡ Colour: Black & Brown ≡ African Inspired



Code: JDM13P
JEWELLERY DISPLAY TORSO

Features
 ≡ Colour: Red ≡ Multi-Purpose



Code: JDM12B
WIRED JEWELLERY DISPLAY

Dimensions
 Height: 550 mm Length: 270 mm
 Width: 190 mm

Features
 ≡ Colour: Black ≡ Wire Display



Code: JDM01
HAND SHAPED JEWELLERY DISPLAY

Dimensions
 Height: 180 mm

Colour Options:
 JDM01B : Black JDM01W : White



Code: JDM211
WIRED JEWELLERY DISPLAY

Dimensions
 Height: 330 mm


Features
 ≡ Colour: Matt Black ≡ Head | Neck Shape



Code: JDM212
3 WAY JEWELLERY DISPLAY

Dimensions
 Height: 350 mm

Features
 ≡ Colour: Matt Black ≡ Head | Neck Shape



Code: JDM311
PERSPEX RING DISPLAY

Dimensions
 Height: 280 mm Width: 200 mm


Features
 ≡ White Perspex ≡ 7 Tiers with Clips

WIRE DISPLAY SYSTEMS



BASKET & TROLLEY DISPLAYS





Code: WDB1

COLLAPSIBLE WIRE BASKETS

Features

- ≡ Finish: White
- ≡ Collapsible | Removable Sides
- ≡ Compact Storage
- ≡ Light Duty
- ≡ Stackable
- ≡ Easy Assembly

Size Options

- WDB11 : 700mm Standard Basket | L: 700 x H: 300 x W: 450 mm
- WDB12 : 700mm Base with Wheels | L: 720 x W: 320 mm
- WDB13 : 900mm Standard Basket | L: 900 x H: 300 x W: 450 mm
- WDB14 : Top Display Basket | L: 900 x H: 160 x W: 370 mm
- WDB15 : 900mm Base with Wheels | L: 900 x W: 350 mm
- WDB12 : 900mm Basket Divider

Code: WDB10

FIXED WIRE BASKETS

Features

- ≡ Finish: White
- ≡ Stackable
- ≡ Medium Duty
- ≡

Size Options

- WDB10S : Small Basket | L: 620 mm | H: 300 mm | D: 480 mm
- WDB10M : Medium Basket | L: 730 mm | H: 400 mm | D: 500 mm
- WDB10L : Large Basket | L: 860 mm | H: 450 mm | D: 600 mm

Code: WDB20W

MINI WIRE BASKETS

Dimensions

- Length: 400 mm
- Width: 400 mm
- Height: 300 mm

Features

- ≡ Finish: White
- ≡ Stackable
- ≡ Wire Basket
- ≡ Freestanding



Code: WDS07

DOUBLE-SIDED WIRE BASKET DISPLAY

Dimensions

- Length: 900 mm
- Width: 300 mm
- Height: 1 200 mm

Features

- ≡ Includes 6 Baskets
- ≡ Castors | Wheels Optional
- ≡ Double-Sided
- ≡ Freestanding

Colour Options:

- WDS07G : Gunmetal Grey
- WDS07W : White



Code: WDS11B

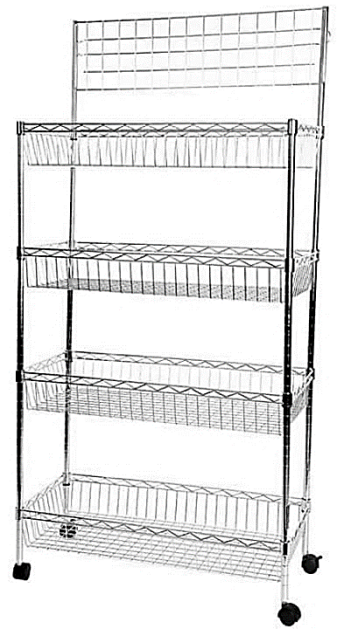
WIRE BASKET DISPLAY STAND | BLACK

Dimensions

- Length: 600 mm
- Width: 400 mm
- Height: 1 950 mm

Features

- ≡ Includes 5 Baskets
- ≡ Single-Sided
- ≡ Finish: Black
- ≡ Freestanding



Code: WDB43
4-TIER WIRE BASKET DISPLAY

Dimensions

Length:	500 mm	Height:	1 350 mm
Width:	350 mm		

- Features**
- ≡ 4-Tiers
 - ≡ Straight Shelves
 - ≡ Easy Assembly
 - ≡ Incl. Wheels | Castors

Colour Options:
WDB431 : Black WDB432 : Silver

Code: WDB52
4-TIER ROUND WIRE BASKET DISPLAY

Dimensions

Basket H:	100 mm	Stand H:	1 700 mm
Basket Dia:	450 mm		

- Features**
- ≡ 4-Tiers
 - ≡ Round Design
 - ≡ 4 Divisions per Tier
 - ≡ Incl. Wheels | Castors

Colour Options:
WDB521 : Black WDB522 : Silver

Code: WDB17C
CHROME WIRE BASKET DISPLAY

Dimensions

Length:	750 mm	Height:	1 500 mm
Width:	350 mm	Basket D:	110 mm

- Features**
- ≡ Finish: Chrome
 - ≡ 4-Tier
 - ≡ Incl. Wheels | Castors
 - ≡ Grid Mesh Header



Code: WDB170
SQUARE CHROME WIRE DISPLAY BASKET

Dimensions

Length:	880 mm	Height:	800 mm
Width:	580 mm		

- Features**
- ≡ Finish: Chrome
 - ≡ Square Design
 - ≡ Incl. Wheels | Castors
 - ≡ Grid Mesh Header

Code: WDB03W
WHITE WIRE DISPLAY BASKET ON STAND

Dimensions

Basket L:	750 mm	Basket H:	250 mm
Basket W:	720 mm	Stand H:	830 mm


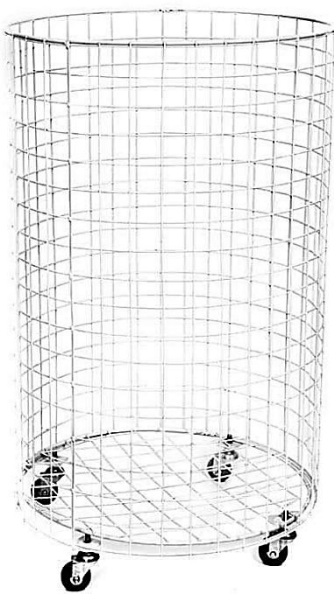
- Features**
- ≡ Finish: White
 - ≡ Single Basket

Code: WDB04W
2-TIER WIRE DISPLAY BASKET ON STAND

Dimensions

Basket L:	750 mm	Basket H:	250 mm
Basket W:	720 mm	Stand H:	980 mm

- Features**
- ≡ Finish: White
 - ≡ 2-Tier



Code: WDB50
ROUND WIRE BASKET DISPLAY

Code: WDB60
SQUARE WIRE BASKET DISPLAY

Code: WDB22C
CHROME WIRE DISPLAY BASKET STAND

Dimensions

Diameter: 550 mm Height: 900 mm

Features
≡ Height Adjustable Tray Castors | Wheels Optional

Colour Options:
WDB50B : Black WDB50W : White

Dimensions

Length: 500 mm Height: 900 mm

Features
≡ Height Adjustable Tray Castors | Wheels Optional

Colour Options:
WDB60B : Black WDB60W : White

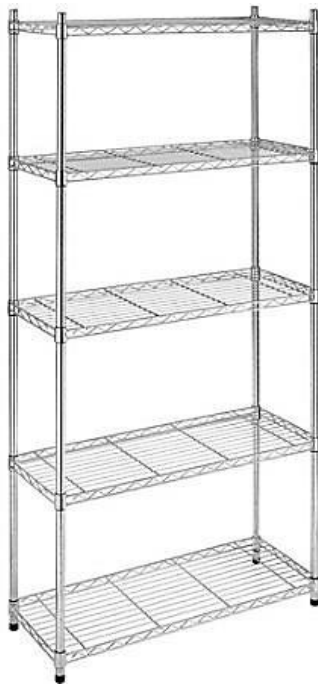
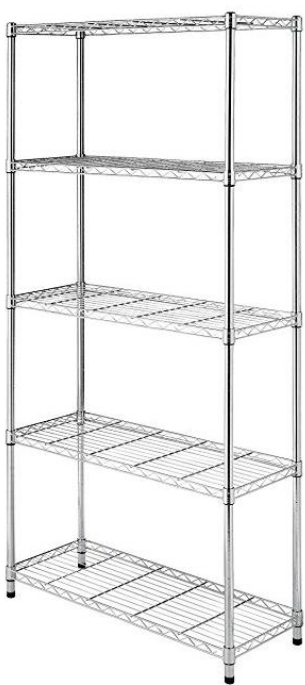
Dimensions

Length: 600 mm Height: 800 mm
Width: 600 mm

Features
≡ Finish: Chrome ≡ Dismantles
≡ On Stand ≡ Adjustable Base

WIRE SHELVING DISPLAYS





Code: WDS12
CHROME 450 MM SHELVING DISPLAY

Code: WDS13
CHROME 350 MM SHELVING DISPLAY

Code: WDS14
CHROME 450 MM BASKET DISPLAY

Features
 ≡ Finish: Chrome ≡ Straight Broad Shelves
 ≡ NO Wheels | Castors ≡

Features
 ≡ Finish: Chrome ≡ Straight Narrow Shelves
 ≡ NO Wheels | Castors ≡

Features
 ≡ Finish: Chrome ≡ Straight Broad Baskets
 ≡ NO Wheels | Castors ≡

Size Options
 WDS121 † 5 Shelves WDS122 † 4 Shelves
 Length: 900 mm Length: 900 mm
 Height: 1 800 mm Height: 1 600 mm
 Width: 450 mm Width: 450 mm

Size Options
 WDS131 † 5 Shelves WDS132 † 4 Shelves
 Length: 900 mm Length: 900 mm
 Height: 1 800 mm Height: 1 600 mm
 Width: 350 mm Width: 350 mm

Size Options
 WDS121 † 5 Tier WDS122 † 4 Tier
 Length: 900 mm Length: 900 mm
 Height: 1 800 mm Height: 1 600 mm
 Width: 450 mm Width: 450 mm



Code: WDS16
SLOPING 450 MM SHELVING DISPLAY

Code: WDS17
TRIANGULAR SHELVING DISPLAY

Code: WD116
CHROME 5-SHELF DISPLAY

Features
 ≡ Finish: Chrome ≡ Sloping Broad Shelves
 ≡ Incl. Wheels | Castors ≡ Deep Shelves

Features
 ≡ Finish: Chrome ≡ Triangular Shelves
 ≡ NO Wheels | Castors ≡

Features
 Finish: Chrome Incl. 5 Straight Shelves
 Incl. Wheels | Castors

Size Options
 WDS161 † 5 Shelves WDS162 † 4 Shelves
 Length: 900 mm Length: 900 mm
 Height: 1 800 mm Height: 1 600 mm
 Width: 450 mm Width: 450 mm

Size Options
 WDS171 † 5 Shelves WDS172 † 4 Shelves
 Length: 600 mm Length: 600 mm
 Height: 1 800 mm Height: 1 600 mm
 Width: 450 mm Width: 450 mm

Size Options
 WD116A † L: 750 mm WD116B † L: 900 mm
 Length: 750 mm Length: 900 mm
 Height: 1 500 mm Height: 1 500 mm
 Width: 350 mm Width: 450 mm



Code: WD216
CHROME 6-SHELF DISPLAY

Features

- ≡ Finish: Chrome
- ≡ Incl. 6 Straight Shelves
- ≡ Incl. Wheels | Castors

Size Options

WD216A † L: 900 mm	WD216B † L: 1 200 mm
Length: 900 mm	Length: 1 200 mm
Height: 1 800 mm	Height: 1 800 mm
Width: 450 mm	Width: 450 mm

Code: WD118
CHROME 6-SHELF WIRE DISPLAY

Features

- ≡ Finish: Chrome
- ≡ Incl. 6 Shelves | 4 Sloping & 2 Straight
- ≡ Incl. Wheels | Castors

Size Options

WD118A	WD118B	WD118C
Length: 900 mm	Length: 600 mm	Length: 900 mm
Height: 1 200 mm	Height: 1 500 mm	Height: 1 500 mm
Width: 350 mm	Width: 300 mm	Width: 350 mm

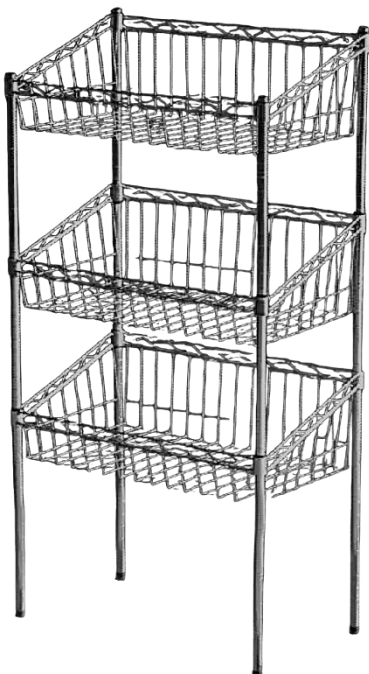

Code: WD119C
CHROME 5-TIER SHELVING DISPLAY

Dimensions

Length: 900 mm	Height: 1 500 mm
Width: 450 mm	

Features

- ≡ Finish: Chrome
- ≡ Incl. 5 Deep Sloping Shelves



Code: WD120C
CHROME 5-SHELF CORNER DISPLAY

Dimensions

Length: 450 mm	Height: 1 500 mm
Width: 450 mm	

Features

- ≡ Finish: Chrome
- ≡ Incl. 5 Corner Shelves

Code: WDS150
CHROME 3-TIER MINIBASKET DISPLAY

Dimensions

Length: 600 mm	Height: 1 100 mm
Width: 350 mm	

Features

- ≡ Finish: Chrome
- ≡ Incl. 3 Straight Mini Baskets
- ≡ Incl. Wheels | Castors

Code: WDS180
3 TIER GOLD MINI BASKET DISPLAY

Dimensions

Length: 600 mm	Height: 900 mm
Width: 300 mm	

Features

- ≡ Finish: Gold
- ≡ NO Wheels | Castors
- ≡ Incl. 2 Straight Mini Baskets & 1 Straight Shelf



Code: WDS120

CHROME 2-TIER SHELVING DISPLAY

Dimensions

Length: 900 mm Height: 900 mm
Width: 600 mm

Features

- ≡ Finish: Chrome ≡ Incl. 3 Straight Shelves
- ≡ Incl. Wheels | Castors

PACKING & PACKAGING EQUIPMENT



PACKAGING EQUIPMENT & ACCESSORIES



COMING SOON



PACKING BAGS



COMING SOON



POINT OF SALE PRODUCTS



MONEY PROCESSING EQUIPMENT



COMING SOON



SUPERMARKET SHELVING & RACKING



STORE & SUPERMARKET SHELVING





Code: SSSB318

1500MM BLACK SINGLE-SIDED SHELVING

Dimensions

Height	1 500 mm	Shelf Width	400 mm
Length	900 mm	Base Shelf Width	450 mm

Features

- ≡ Black Uprights
- ≡ Single Sided
- ≡ Clear Price Tag Display
- ≡ 4 Tier | 3 Black Finish Shelves
- ≡ Plain Backing
- ≡ Height Adjustable Shelves

Upright Options

- ≡ SSSB318 : 2 Uprights | Starter Bay
- ≡ SSSB319 : Only 1 Upright | Add-On Bay

Code: SSSB315

2000MM BLACK SINGLE-SIDED SHELVING

Dimensions

Height	2 000 mm	Shelf Width	400 mm
Length	900 mm	Base Shelf Width	450 mm

Features

- ≡ Black Uprights
- ≡ Single Sided
- ≡ Clear Price Tag Display
- ≡ 5 Tier | 4 Black Finish Shelves
- ≡ Plain Backing
- ≡ Height Adjustable Shelves

Upright Options

- ≡ SSSB315 : 2 Uprights | Starter Bay
- ≡ SSSB316 : Only 1 Upright | Add-On Bay

Code: SSSB018

1500MM BLACK SINGLE-SIDED SHELVING

Dimensions

Height	1 500 mm	Shelf Width	400 mm
Length	1 200 mm	Base Shelf Width	450 mm

Features

- ≡ Black Uprights
- ≡ Single Sided
- ≡ Clear Price Tag Display
- ≡ 4 Tier | 3 Black Finish Shelves
- ≡ Plain Backing
- ≡ Height Adjustable Shelves

Upright Options

- ≡ SSSB018 : 2 Uprights | Starter Bay
- ≡ SSSB019 : Only 1 Upright | Add-On Bay

Code: SSSB015

2000MM BLACK SINGLE-SIDED SHELVING

Dimensions

Height	2 000 mm	Shelf Width	400 mm
Length	1 200 mm	Base Shelf Width	450 mm

Features

- ≡ Black Uprights
- ≡ Single Sided
- ≡ Clear Price Tag Display
- ≡ 5 Tier | 4 Black Finish Shelves
- ≡ Plain Backing
- ≡ Height Adjustable Shelves

Upright Options

- ≡ SSSB015 : 2 Uprights | Starter Bay
- ≡ SSSB016 : Only 1 Upright | Add-On Bay



Code: SSDB328

1500MM BLACK DOUBLE-SIDED SHELVING

Dimensions

Height	1 500 mm	Shelf Width	400 mm
Length	900 mm	Base Shelf Width	450 mm

Features

- ≡ Black Uprights
- ≡ Double Sided
- ≡ Clear Price Tag Display
- ≡ 4 Tier | 3 Black Finish Shelves
- ≡ Plain Backing
- ≡ Height Adjustable Shelves

Upright Options

- ≡ SSDB328 : 2 Uprights | Starter Bay
- ≡ SSDB329 : Only 1 Upright | Add-On Bay

Code: SSDB325

2000MM BLACK DOUBLE-SIDED SHELVING

Dimensions

Height	2 000 mm	Shelf Width	400 mm
Length	900 mm	Base Shelf Width	450 mm

Features

- ≡ Black Uprights
- ≡ Double Sided
- ≡ Clear Price Tag Display
- ≡ 5 Tier | 4 Black Finish Shelves
- ≡ Plain Backing
- ≡ Height Adjustable Shelves

Upright Options

- ≡ SSDB325 : 2 Uprights | Starter Bay
- ≡ SSDB326 : Only 1 Upright | Add-On Bay



Code: SSDB028

1500MM BLACK DOUBLE-SIDED SHELVING

Dimensions

Height	1 500 mm	Shelf Width	400 mm
Length	1 200 mm	Base Shelf Width	450 mm

Features

- ≡ Black Uprights
- ≡ Double Sided
- ≡ Clear Price Tag Display
- ≡ 4 Tier | 3 Black Finish Shelves
- ≡ Plain Backing
- ≡ Height Adjustable Shelves

Upright Options

- ≡ SSDB028 : 2 Uprights | Starter Bay
- ≡ SSDB029 : Only 1 Upright | Add-On Bay

Code: SSDB025

2000MM BLACK DOUBLE-SIDED SHELVING

Dimensions

Height	2 000 mm	Shelf Width	400 mm
Length	1 200 mm	Base Shelf Width	450 mm

Features

- ≡ Black Uprights
- ≡ Double Sided
- ≡ Clear Price Tag Display
- ≡ 5 Tier | 4 Black Finish Shelves
- ≡ Plain Backing
- ≡ Height Adjustable Shelves

Upright Options

- ≡ SSDB025 : 2 Uprights | Starter Bay
- ≡ SSDB026 : Only 1 Upright | Add-On Bay



Code: SSS101B

2200MM MATT BLACK SINGLE-SIDED SHELVING

Dimensions

Height	2 200 mm	Shelf Width	340 mm
Length	920 mm	Base Shelf Width	340 mm

Features

- ≡ Black Uprights
- ≡ Single Sided
- ≡ Header Board & Shelf Guards (Option Extra)
- ≡ 5 Tier | 4 Black Finish METAL Shelves
- ≡ Black METAL Backing Panels
- ≡ Height Adjustable Shelves



Code: SSS101W

2200MM WOOD FINISH SINGLE-SIDED SHELVING

Dimensions

Height	2 200 mm	Shelf Width	340 mm
Length	920 mm	Base Shelf Width	340 mm

Features

- ≡ Black Uprights
- ≡ Single Sided
- ≡ Header Board & Shelf Guards (Option Extra)
- ≡ 5 Tier | 4 Wood Finish METAL Shelves
- ≡ Wood Finish METAL Backing Panels
- ≡ Height Adjustable Shelves



Code: SSD101B

2200MM MATT BLACK DOUBLE-SIDED MULTI-UNIT SHELVING

Dimensions

Height	2 200 mm	Shelf Width	340 mm
Length	2 700 mm	Base Shelf Width	340 mm

Features

- ≡ Black Uprights
- ≡ Double Sided
- ≡ Header Board & Shelf Guards (Option Extra)
- ≡ 5 Tier | 4 Black Finish METAL Shelves
- ≡ Black METAL Backing Panels
- ≡ Height Adjustable Shelves



Code: SSS201B

Code: SSS201W

1600MM MATT BLACK SINGLE-SIDED SHELVING

1600MM WOOD FINISH SINGLE-SIDED SHELVING

Dimensions

Height	1 600 mm	Shelf Width	340 mm
Length	790 mm	Base Shelf Width	340 mm

Dimensions

Height	1 600 mm	Shelf Width	340 mm
Length	790 mm	Base Shelf Width	340 mm

Features

- ≡ Black Uprights
- ≡ Single Sided
- ≡ Header Board & Shelf Guards (Option Extra)
- ≡ 4 Tier | 3 Black Finish METAL Shelves
- ≡ Black METAL Backing Panels
- ≡ Black Grid Side Panels
- ≡ Height Adjustable Shelves

Features

- ≡ Black Uprights
- ≡ Single Sided
- ≡ Header Board & Shelf Guards (Option Extra)
- ≡ 4 Tier | 3 Wood Finish METAL Shelves
- ≡ Wood Finish METAL Backing Panels
- ≡ Black Grid Side Panels
- ≡ Height Adjustable Shelves



Code: SSD201B

Code: SSD201W

1600MM MATT BLACK DOUBLE-SIDED MULTI-UNIT SHELVING

1600MM MATT BLACK DOUBLE-SIDED MULTI-UNIT SHELVING

Dimensions

Height	1 600 mm	Shelf Width	340 mm
Length	2 300 mm	Base Shelf Width	340 mm

Dimensions

Height	1 600 mm	Shelf Width	340 mm
Length	2 300 mm	Base Shelf Width	340 mm

Features

- ≡ Black Uprights
- ≡ Double Sided
- ≡ Header Board & Shelf Guards (Option Extra)
- ≡ 4 Tier | 3 Black Finish METAL Shelves
- ≡ Black METAL Backing Panels
- ≡ Height Adjustable Shelves

Features

- ≡ Black Uprights
- ≡ Double Sided
- ≡ Header Board & Shelf Guards (Option Extra)
- ≡ 4 Tier | 3 Wood Finish METAL Shelves
- ≡ Wood Finish METAL Backing Panels
- ≡ Height Adjustable Shelves



Code: SSSG13

1500MM GREY SINGLE-SIDED SHELVING

Dimensions

Height	1 500 mm	Shelf Width	400 mm
Length	900 mm	Base Shelf Width	450 mm

Features

- ≡ 2 Grey Uprights | Starter Bay
- ≡ Single Sided
- ≡ Clear Price Tag Display
- ≡ 4 Tier | 3 Grey Finish Shelves
- ≡ Plain Backing
- ≡ Height Adjustable Shelves

Upright Options

- ≡ SSSG131 : 2 Uprights | Starter Bay
- ≡ SSSG132 : Only 1 Upright | Add-On Bay

Code: SSSG13

2000MM GREY SINGLE-SIDED SHELVING

Dimensions

Height	2 000 mm	Shelf Width	400 mm
Length	900 mm	Base Shelf Width	450 mm

Features

- ≡ 2 Grey Uprights | Starter Bay
- ≡ Single Sided
- ≡ Clear Price Tag Display
- ≡ 5 Tier | 4 Grey Finish Shelves
- ≡ Plain Backing
- ≡ Height Adjustable Shelves

Upright Options

- ≡ SSSG138 : 2 Uprights | Starter Bay
- ≡ SSSG139 : Only 1 Upright | Add-On Bay

Code: SSSG80

1500MM GREY SINGLE-SIDED SHELVING

Dimensions

Height	1 500 mm	Shelf Width	400 mm
Length	1 200 mm	Base Shelf Width	450 mm

Features

- ≡ 2 Grey Uprights | Starter Bay
- ≡ Single Sided
- ≡ Clear Price Tag Display
- ≡ 4 Tier | 3 Grey Finish Shelves
- ≡ Plain Backing
- ≡ Height Adjustable Shelves

Upright Options

- ≡ SSSG801 : 2 Uprights | Starter Bay
- ≡ SSSG802 : Only 1 Upright | Add-On Bay

Code: SSSG70

2000MM GREY SINGLE-SIDED SHELVING

Dimensions

Height	2 000 mm	Shelf Width	400 mm
Length	1 200 mm	Base Shelf Width	450 mm

Features

- ≡ Grey Uprights
- ≡ Single Sided
- ≡ Clear Price Tag Display
- ≡ 5 Tier | 4 Grey Finish Shelves
- ≡ Plain Backing
- ≡ Height Adjustable Shelves

Upright Options

- ≡ SSSG701 : 2 Uprights | Starter Bay
- ≡ SSSG702 : Only 1 Upright | Add-On Bay



Code: SSDG02

1500MM GREY DOUBLE-SIDED SHELVING

Dimensions

Height	1 500 mm	Shelf Width	400 mm
Length	900 mm	Base Shelf Width	450 mm

Features

- ≡ Grey Uprights
- ≡ Double Sided
- ≡ Clear Price Tag Display
- ≡ 4 Tier | 3 Grey Finish Shelves
- ≡ Plain Backing
- ≡ Height Adjustable Shelves

Upright Options

- ≡ SSDG021 : 2 Uprights | Starter Bay
- ≡ SSDG022 : Only 1 Upright | Add-On Bay

Code: SSDG20

2000MM GREY DOUBLE-SIDED SHELVING

Dimensions

Height	2 000 mm	Shelf Width	400 mm
Length	900 mm	Base Shelf Width	450 mm

Features

- ≡ Grey Uprights
- ≡ Double Sided
- ≡ Clear Price Tag Display
- ≡ 5 Tier | 4 Grey Finish Shelves
- ≡ Plain Backing
- ≡ Height Adjustable Shelves

Upright Options

- ≡ SSDG201 : 2 Uprights | Starter Bay
- ≡ SSDG202 : Only 1 Upright | Add-On Bay

Code: SSDG81

1500MM GREY DOUBLE-SIDED SHELVING

Dimensions

Height	1 500 mm	Shelf Width	400 mm
Length	1 200 mm	Base Shelf Width	450 mm

Features

- ≡ Grey Uprights
- ≡ Double Sided
- ≡ Clear Price Tag Display
- ≡ 4 Tier | 3 Grey Finish Shelves
- ≡ Plain Backing
- ≡ Height Adjustable Shelves

Upright Options

- ≡ SSDG811 : 2 Uprights | Starter Bay
- ≡ SSDG812 : Only 1 Upright | Add-On Bay

Code: SSDG71

2000MM GREY DOUBLE-SIDED SHELVING

Dimensions

Height	2 000 mm	Shelf Width	400 mm
Length	1 200 mm	Base Shelf Width	450 mm

Features

- ≡ Grey Uprights
- ≡ Double Sided
- ≡ Clear Price Tag Display
- ≡ 5 Tier | 4 Grey Finish Shelves
- ≡ Plain Backing
- ≡ Height Adjustable Shelves

Upright Options

- ≡ SSDG711 : 2 Uprights | Starter Bay
- ≡ SSDG712 : Only 1 Upright | Add-On Bay



Code: SSSO95
1200MM SINGLE SIDED SHELVING

Dimensions

Height	1 200 mm	Length	900 mm	Width	400 mm
--------	----------	--------	--------	-------	--------

Features

≡ Single Sided	≡ 4 Tier 3 Shelves & 1 Base Shelf
≡ Black Finish Frame	≡ Oak Finish Metal Shelves
≡ Height Adjustable Shelves	≡ Solid Oak Finish Metal Backing
≡ Includes Shelf Price Holder	

Upright Options

≡ SSS0957 : 2 Uprights Starter Bay	≡ SSS0958 : Only 1 Upright Add-On Bay
--------------------------------------	-----------------------------------------

Code: SSDO96
1200MM DOUBLE SIDED SHELVING

Dimensions

Height	1 200 mm	Length	900 mm	Width	400 mm
--------	----------	--------	--------	-------	--------

Features

≡ Double Sided	≡ 4 Tier 3 Shelves & 1 Base Shelf
≡ Black Finish Frame	≡ Oak Finish Metal Shelves
≡ Height Adjustable Shelves	≡ Solid Oak Finish Metal Backing
≡ Includes Shelf Price Holder	

Upright Options

≡ SSD0967 : 2 Uprights Starter Bay	≡ SSD0968 : Only 1 Upright Add-On Bay
--------------------------------------	-----------------------------------------

Code: SSSO91
1500MM SINGLE SIDED SHELVING

Dimensions

Height	1 500 mm	Length	900 mm	Width	400 mm
--------	----------	--------	--------	-------	--------

Features

≡ Single Sided	≡ 4 Tier 3 Shelves & 1 Base Shelf
≡ Black Finish Frame	≡ Oak Finish Metal Shelves
≡ Height Adjustable Shelves	≡ Solid Oak Finish Metal Backing
≡ Includes Shelf Price Holder	

Upright Options

≡ SSS0914 : 2 Uprights Starter Bay	≡ SSS0915 : Only 1 Upright Add-On Bay
--------------------------------------	-----------------------------------------

Code: SSDO92
1500MM DOUBLE SIDED SHELVING

Dimensions

Height	1 500 mm	Length	900 mm	Width	400 mm
--------	----------	--------	--------	-------	--------

Features

≡ Double Sided	≡ 4 Tier 3 Shelves & 1 Base Shelf
≡ Black Finish Frame	≡ Oak Finish Metal Shelves
≡ Height Adjustable Shelves	≡ Solid Oak Finish Metal Backing
≡ Includes Shelf Price Holder	

Upright Options

≡ SSD0924 : 2 Uprights Starter Bay	≡ SSD0925 : Only 1 Upright Add-On Bay
--------------------------------------	-----------------------------------------

Code: SSSO93
2000MM SINGLE SIDED SHELVING

Dimensions

Height	2 000 mm	Length	900 mm	Width	400 mm
--------	----------	--------	--------	-------	--------

Features

≡ Single Sided	≡ 5 Tier 4 Shelves & 1 Base Shelf
≡ Black Finish Frame	≡ Oak Finish Metal Shelves
≡ Height Adjustable Shelves	≡ Solid Oak Finish Metal Backing
≡ Includes Shelf Price Holder	

Upright Options

≡ SSS0934 : 2 Uprights Starter Bay	≡ SSS0935 : Only 1 Upright Add-On Bay
--------------------------------------	-----------------------------------------

Code: SSDO94
2000MM DOUBLE SIDED SHELVING

Dimensions

Height	2 000 mm	Length	900 mm	Width	400 mm
--------	----------	--------	--------	-------	--------

Features

≡ Double Sided	≡ 5 Tier 4 Shelves & 1 Base Shelf
≡ Black Finish Frame	≡ Oak Finish Metal Shelves
≡ Height Adjustable Shelves	≡ Solid Oak Finish Metal Backing
≡ Includes Shelf Price Holder	

Upright Options

≡ SSD0944 : 2 Uprights Starter Bay	≡ SSD0945 : Only 1 Upright Add-On Bay
--------------------------------------	-----------------------------------------



Code: SSSO95

1200MM SINGLE SIDED SHELVING

Dimensions

Height	1 200 mm	Length	900 mm	Width	400 mm
--------	----------	--------	--------	-------	--------

Features

- ≡ Single Sided
- ≡ Black Finish Backing & Frame
- ≡ Height Adjustable Shelves
- ≡ Pegboard Backing for Additional Display
- ≡ 4 Tier | 3 Shelves & 1 Base Shelf
- ≡ Oak Finish Metal Shelves
- ≡ Includes Shelf Price Holder

Upright Options

- ≡ SSS0951 : 2 Uprights | Starter Bay
- ≡ SSS0952 : Only 1 Upright | Add-On Bay

Code: SSSO91

1500MM SINGLE SIDED SHELVING

Dimensions

Height	1 500 mm	Length	900 mm	Width	400 mm
--------	----------	--------	--------	-------	--------

Features

- ≡ Single Sided
- ≡ Black Finish Backing & Frame
- ≡ Height Adjustable Shelves
- ≡ Pegboard Backing for Additional Display
- ≡ 4 Tier | 3 Shelves & 1 Base Shelf
- ≡ Oak Finish Metal Shelves
- ≡ Includes Shelf Price Holder

Upright Options

- ≡ SSS0911 : 2 Uprights | Starter Bay
- ≡ SSS0912 : Only 1 Upright | Add-On Bay

Code: SSSO91

2000MM SINGLE SIDED SHELVING

Dimensions

Height	2 000 mm	Length	900 mm	Width	400 mm
--------	----------	--------	--------	-------	--------

Features

- ≡ Single Sided
- ≡ Black Finish Backing & Frame
- ≡ Height Adjustable Shelves
- ≡ Pegboard Backing for Additional Display
- ≡ 5 Tier | 4 Shelves & 1 Base Shelf
- ≡ Oak Finish Metal Shelves
- ≡ Includes Shelf Price Holder

Upright Options

- ≡ SSS0916 : 2 Uprights | Starter Bay
- ≡ SSS0917 : Only 1 Upright | Add-On Bay

Code: SSSO96

1200MM SINGLE SIDED SHELVING

Dimensions

Height	1 200 mm	Length	1 200 mm	Width	400 mm
--------	----------	--------	----------	-------	--------

Features

- ≡ Single Sided
- ≡ Black Finish Backing & Frame
- ≡ Height Adjustable Shelves
- ≡ Pegboard Backing for Additional Display
- ≡ 4 Tier | 3 Shelves & 1 Base Shelf
- ≡ Oak Finish Metal Shelves
- ≡ Includes Shelf Price Holder

Upright Options

- ≡ SSS0961 : 2 Uprights | Starter Bay
- ≡ SSS0962 : Only 1 Upright | Add-On Bay

Code: SSSO99

1500MM SINGLE SIDED SHELVING

Dimensions

Height	1 500 mm	Length	1 200 mm	Width	400 mm
--------	----------	--------	----------	-------	--------

Features

- ≡ Single Sided
- ≡ Black Finish Backing & Frame
- ≡ Height Adjustable Shelves
- ≡ Pegboard Backing for Additional Display
- ≡ 4 Tier | 3 Shelves & 1 Base Shelf
- ≡ Oak Finish Metal Shelves
- ≡ Includes Shelf Price Holder

Upright Options

- ≡ SSS0991 : 2 Uprights | Starter Bay
- ≡ SSS0992 : Only 1 Upright | Add-On Bay

Code: SSSO93

2000MM SINGLE SIDED SHELVING

Dimensions

Height	2 000 mm	Length	1 200 mm	Width	400 mm
--------	----------	--------	----------	-------	--------

Features

- ≡ Single Sided
- ≡ Black Finish Backing & Frame
- ≡ Height Adjustable Shelves
- ≡ Pegboard Backing for Additional Display
- ≡ 5 Tier | 4 Shelves & 1 Base Shelf
- ≡ Oak Finish Metal Shelves
- ≡ Includes Shelf Price Holder

Upright Options

- ≡ SSS0931 : 2 Uprights | Starter Bay
- ≡ SSS0932 : Only 1 Upright | Add-On Bay



Code: SSDO95
1200MM DOUBLE SIDED SHELVING

Dimensions

Height	1 200 mm	Length	900 mm	Width	400 mm
--------	----------	--------	--------	-------	--------

Features

- ≡ Double Sided
- ≡ Black Finish Backing & Frame
- ≡ Height Adjustable Shelves
- ≡ Pegboard Backing for Additional Display
- ≡ 4 Tier | 3 Shelves & 1 Base Shelf
- ≡ Oak Finish Metal Shelves
- ≡ Includes Shelf Price Holder

Upright Options

- ≡ SSD0953 : 2 Uprights | Starter Bay
- ≡ SSD0954 : Only 1 Upright | Add-On Bay

Code: SSDO96
1200MM DOUBLE SIDED SHELVING

Dimensions

Height	1 200 mm	Length	1 200 mm	Width	400 mm
--------	----------	--------	----------	-------	--------

Features

- ≡ Double Sided
- ≡ Black Finish Backing & Frame
- ≡ Height Adjustable Shelves
- ≡ Pegboard Backing for Additional Display
- ≡ 4 Tier | 3 Shelves & 1 Base Shelf
- ≡ Oak Finish Metal Shelves
- ≡ Includes Shelf Price Holder

Upright Options

- ≡ SSD0963 : 2 Uprights | Starter Bay
- ≡ SSD0964 : Only 1 Upright | Add-On Bay

Code: SSDO91
1500MM DOUBLE SIDED SHELVING

Dimensions

Height	1 500 mm	Length	900 mm	Width	400 mm
--------	----------	--------	--------	-------	--------

Features

- ≡ Double Sided
- ≡ Black Finish Backing & Frame
- ≡ Height Adjustable Shelves
- ≡ Pegboard Backing for Additional Display
- ≡ 4 Tier | 3 Shelves & 1 Base Shelf
- ≡ Oak Finish Metal Shelves
- ≡ Includes Shelf Price Holder

Upright Options

- ≡ SSD0914 : 2 Uprights | Starter Bay
- ≡ SSD0915 : Only 1 Upright | Add-On Bay

Code: SSDO99
1500MM DOUBLE SIDED SHELVING

Dimensions

Height	1 500 mm	Length	1 200 mm	Width	400 mm
--------	----------	--------	----------	-------	--------

Features

- ≡ Double Sided
- ≡ Black Finish Backing & Frame
- ≡ Height Adjustable Shelves
- ≡ Pegboard Backing for Additional Display
- ≡ 4 Tier | 3 Shelves & 1 Base Shelf
- ≡ Oak Finish Metal Shelves
- ≡ Includes Shelf Price Holder

Upright Options

- ≡ SSD0993 : 2 Uprights | Starter Bay
- ≡ SSD0994 : Only 1 Upright | Add-On Bay

Code: SSDO92
2000MM DOUBLE SIDED SHELVING

Dimensions

Height	2 000 mm	Length	900 mm	Width	400 mm
--------	----------	--------	--------	-------	--------

Features

- ≡ Double Sided
- ≡ Black Finish Backing & Frame
- ≡ Height Adjustable Shelves
- ≡ Pegboard Backing for Additional Display
- ≡ 5 Tier | 4 Shelves & 1 Base Shelf
- ≡ Oak Finish Metal Shelves
- ≡ Includes Shelf Price Holder

Upright Options

- ≡ SSD0921 : 2 Uprights | Starter Bay
- ≡ SSD0922 : Only 1 Upright | Add-On Bay

Code: SSDO94
2000MM DOUBLE SIDED SHELVING

Dimensions

Height	2 000 mm	Length	1 200 mm	Width	400 mm
--------	----------	--------	----------	-------	--------

Features

- ≡ Double Sided
- ≡ Black Finish Backing & Frame
- ≡ Height Adjustable Shelves
- ≡ Pegboard Backing for Additional Display
- ≡ 5 Tier | 4 Shelves & 1 Base Shelf
- ≡ Oak Finish Metal Shelves
- ≡ Includes Shelf Price Holder

Upright Options

- ≡ SSD0941 : 2 Uprights | Starter Bay
- ≡ SSD0942 : Only 1 Upright | Add-On Bay



Code: SSSC091

1500MM SINGLE SIDED SHELVING

Dimensions

Height	1 500 mm	Length	900 mm	Width	400 mm
--------	----------	--------	--------	-------	--------

Features

- ≡ Single Sided
- ≡ Black Finish Backing & Frame
- ≡ Height Adjustable Shelves
- ≡ Pegboard Backing for Additional Display
- ≡ 4 Tier | 3 Shelves & 1 Base Shelf
- ≡ Chocolate Finish Metal Shelves
- ≡ Includes Shelf Price Holder

Upright Options

- ≡ SSSC0911 : 2 Uprights | Starter Bay
- ≡ SSSC0912 : Only 1 Upright | Add-On Bay

Code: SSDC092

1500MM DOUBLE SIDED SHELVING

Dimensions

Height	1 500 mm	Length	900 mm	Width	400 mm
--------	----------	--------	--------	-------	--------

Features

- ≡ Double Sided
- ≡ Black Finish Backing & Frame
- ≡ Height Adjustable Shelves
- ≡ Pegboard Backing for Additional Display
- ≡ 4 Tier | 3 Shelves & 1 Base Shelf
- ≡ Chocolate Finish Metal Shelves
- ≡ Includes Shelf Price Holder

Upright Options

- ≡ SSDC0921 : 2 Uprights | Starter Bay
- ≡ SSDC0922 : Only 1 Upright | Add-On Bay

Code: SSSC093

2000MM SINGLE SIDED SHELVING

Dimensions

Height	2 000 mm	Length	900 mm	Width	400 mm
--------	----------	--------	--------	-------	--------

Features

- ≡ Single Sided
- ≡ Black Finish Backing & Frame
- ≡ Height Adjustable Shelves
- ≡ Pegboard Backing for Additional Display
- ≡ 5 Tier | 4 Shelves & 1 Base Shelf
- ≡ Chocolate Finish Metal Shelves
- ≡ Includes Shelf Price Holder

Upright Options

- ≡ SSSC0931 : 2 Uprights | Starter Bay
- ≡ SSSC0932 : Only 1 Upright | Add-On Bay

Code: SSDC094

2000MM DOUBLE SIDED SHELVING

Dimensions

Height	2 000 mm	Length	900 mm	Width	400 mm
--------	----------	--------	--------	-------	--------

Features

- ≡ Double Sided
- ≡ Black Finish Backing & Frame
- ≡ Height Adjustable Shelves
- ≡ Pegboard Backing for Additional Display
- ≡ 5 Tier | 4 Shelves & 1 Base Shelf
- ≡ Chocolate Finish Metal Shelves
- ≡ Includes Shelf Price Holder

Upright Options

- ≡ SSDC0941 : 2 Uprights | Starter Bay
- ≡ SSDC0942 : Only 1 Upright | Add-On Bay



Code: SSSR010

1200MM SINGLE SIDED SHELVING

Dimensions

Height	1 200 mm	Length	900 mm	Width	400 mm
--------	----------	--------	--------	-------	--------

Features

- ≡ Single Sided
- ≡ Black Finish Backing & Frame
- ≡ Height Adjustable Shelves
- ≡ Pegboard Backing for Additional Display
- ≡ 3 Tier | 2 Shelves & 1 Base Shelf
- ≡ Cherry Finish Metal Shelves
- ≡ Includes Shelf Price Holder

Upright Options

- ≡ SSSR00101 : 2 Uprights | Starter Bay
- ≡ SSSR0102 : Only 1 Upright | Add-On Bay

Code: SSSR030

1500MM SINGLE SIDED SHELVING

Dimensions

Height	1 500 mm	Length	1 200 mm	Width	400 mm
--------	----------	--------	----------	-------	--------

Features

- ≡ Single Sided
- ≡ Black Finish Backing & Frame
- ≡ Height Adjustable Shelves
- ≡ Pegboard Backing for Additional Display
- ≡ 4 Tier | 3 Shelves & 1 Base Shelf
- ≡ Cherry Finish Metal Shelves
- ≡ Includes Shelf Price Holder

Upright Options

- ≡ SSSR0301 : 2 Uprights | Starter Bay
- ≡ SSSR0302 : Only 1 Upright | Add-On Bay

Code: SSSR050

2000MM SINGLE SIDED SHELVING

Dimensions

Height	2 000 mm	Length	1 200 mm	Width	400 mm
--------	----------	--------	----------	-------	--------

Features

- ≡ Single Sided
- ≡ Black Finish Backing & Frame
- ≡ Height Adjustable Shelves
- ≡ Pegboard Backing for Additional Display
- ≡ 5 Tier | 4 Shelves & 1 Base Shelf
- ≡ Cherry Finish Metal Shelves
- ≡ Includes Shelf Price Holder

Upright Options

- ≡ SSSR0501 : 2 Uprights | Starter Bay
- ≡ SSSR0502 : Only 1 Upright | Add-On Bay

Code: SSSR020

1500MM SINGLE SIDED SHELVING

Dimensions

Height	1 500 mm	Length	900 mm	Width	400 mm
--------	----------	--------	--------	-------	--------

Features

- ≡ Single Sided
- ≡ Black Finish Backing & Frame
- ≡ Height Adjustable Shelves
- ≡ Pegboard Backing for Additional Display
- ≡ 4 Tier | 3 Shelves & 1 Base Shelf
- ≡ Cherry Finish Metal Shelves
- ≡ Includes Shelf Price Holder

Upright Options

- ≡ SSSR0201 : 2 Uprights | Starter Bay
- ≡ SSSR0202 : Only 1 Upright | Add-On Bay

Code: SSSR040

2000MM SINGLE SIDED SHELVING

Dimensions

Height	2 000 mm	Length	900 mm	Width	400 mm
--------	----------	--------	--------	-------	--------

Features

- ≡ Single Sided
- ≡ Black Finish Backing & Frame
- ≡ Height Adjustable Shelves
- ≡ Pegboard Backing for Additional Display
- ≡ 5 Tier | 4 Shelves & 1 Base Shelf
- ≡ Cherry Finish Metal Shelves
- ≡ Includes Shelf Price Holder

Upright Options

- ≡ SSSR0401 : 2 Uprights | Starter Bay
- ≡ SSSR0402 : Only 1 Upright | Add-On Bay



Code: SSDR010

1200MM DOUBLE SIDED SHELVING

Dimensions

Height	1 200 mm	Length	900 mm	Width	400 mm
--------	----------	--------	--------	-------	--------

Features

- ≡ Double Sided
- ≡ Black Finish Backing & Frame
- ≡ Height Adjustable Shelves
- ≡ Pegboard Backing for Additional Display
- ≡ 3 Tier | 2 Shelves & 1 Base Shelf
- ≡ Cherry Finish Metal Shelves
- ≡ Includes Shelf Price Holder

Upright Options

- ≡ SSDR0101 : 2 Uprights | Starter Bay
- ≡ SSDR0102 : Only 1 Upright | Add-On Bay

Code: SSDR030

1500MM DOUBLE SIDED SHELVING

Dimensions

Height	1 500 mm	Length	1 200 mm	Width	400 mm
--------	----------	--------	----------	-------	--------

Features

- ≡ Double Sided
- ≡ Black Finish Backing & Frame
- ≡ Height Adjustable Shelves
- ≡ Pegboard Backing for Additional Display
- ≡ 4 Tier | 3 Shelves & 1 Base Shelf
- ≡ Cherry Finish Metal Shelves
- ≡ Includes Shelf Price Holder

Upright Options

- ≡ SSDR0301 : 2 Uprights | Starter Bay
- ≡ SSDR0302 : Only 1 Upright | Add-On Bay

Code: SSDR050

2000MM DOUBLE SIDED SHELVING

Dimensions

Height	2 000 mm	Length	1 200 mm	Width	400 mm
--------	----------	--------	----------	-------	--------

Features

- ≡ Double Sided
- ≡ Black Finish Backing & Frame
- ≡ Height Adjustable Shelves
- ≡ Pegboard Backing for Additional Display
- ≡ 5 Tier | 4 Shelves & 1 Base Shelf
- ≡ Cherry Finish Metal Shelves
- ≡ Includes Shelf Price Holder

Upright Options

- ≡ SSDR0501 : 2 Uprights | Starter Bay
- ≡ SSDR0502 : Only 1 Upright | Add-On Bay



Code: SSDR020

1500MM DOUBLE SIDED SHELVING

Dimensions

Height	1 500 mm	Length	900 mm	Width	400 mm
--------	----------	--------	--------	-------	--------

Features

- ≡ Double Sided
- ≡ Black Finish Backing & Frame
- ≡ Height Adjustable Shelves
- ≡ Pegboard Backing for Additional Display
- ≡ 4 Tier | 3 Shelves & 1 Base Shelf
- ≡ Cherry Finish Metal Shelves
- ≡ Includes Shelf Price Holder

Upright Options

- ≡ SSDR0201 : 2 Uprights | Starter Bay
- ≡ SSDR0202 : Only 1 Upright | Add-On Bay

Code: SSDR040

2000MM DOUBLE SIDED SHELVING

Dimensions

Height	2 000 mm	Length	900 mm	Width	400 mm
--------	----------	--------	--------	-------	--------

Features

- ≡ Double Sided
- ≡ Black Finish Backing & Frame
- ≡ Height Adjustable Shelves
- ≡ Pegboard Backing for Additional Display
- ≡ 5 Tier | 4 Shelves & 1 Base Shelf
- ≡ Cherry Finish Metal Shelves
- ≡ Includes Shelf Price Holder

Upright Options

- ≡ SSDR0401 : 2 Uprights | Starter Bay
- ≡ SSDR0402 : Only 1 Upright | Add-On Bay



Code: SSSB01 **Code: SSSB31**

1200 MM BLACK SINGLE SIDED SHELVING **900 MM BLACK SINGLE SIDED SHELVING**

Dimensions *Dimensions*

Height	2 000 mm	Shelf Width	400 mm
Length	1 200 mm	Base Shelf Width	450 mm

Height	2 000 mm	Shelf Width	400 mm
Length	900 mm	Base Shelf Width	450 mm

Features *Features*

- ≡ Black Upright/s
- ≡ Single Sided
- ≡ Clear Price Tag Display
- ≡ Grid Mesh Backing for Additional Displays
- ≡ 4 Tier | Black Finish Shelves
- ≡ Medium Duty Shelving
- ≡ Height Adjustable Shelves

Upright Options *Upright Options*

- ≡ SSSB011 : 2 Uprights | Starter Bay
- ≡ SSSB012 : Only 1 Upright | Add-On Bay
- ≡ SSSB311 : 2 Uprights | Starter Bay
- ≡ SSSB312 : Only 1 Upright | Add-On Bay

Code: SSDB20 **Code: SSDB32**

1200MM BLACK DOUBLE-SIDED SHELVING **900MM BLACK DOUBLE-SIDED SHELVING**

Dimensions *Dimensions*

Height	2 000 mm	Shelf Width	400 mm
Length	1 200 mm	Base Shelf Width	450 mm

Height	2 000 mm	Shelf Width	400 mm
Length	900 mm	Base Shelf Width	450 mm

Features *Features*

- ≡ Black Upright/s
- ≡ Double Sided
- ≡ Clear Price Tag Display
- ≡ Grid Mesh Backing for Additional Displays
- ≡ 4 Tier | Black Finish Shelves
- ≡ Medium Duty Shelving
- ≡ Height Adjustable Shelves

Upright Options *Upright Options*

- ≡ SSDB208 : 2 Uprights | Starter Bay
- ≡ SSDB209 : Only 1 Upright | Add-On Bay
- ≡ SSDB321 : 2 Uprights | Starter Bay
- ≡ SSDB322 : Only 1 Upright | Add-On Bay



Code: SSSU86
1500MM SINGLE SIDED SHELVING

Dimensions

Height	1 500 mm	Shelf Width	400 mm
Length	900 mm	Base Shelf Width	450 mm

Features

- ≡ Single Sided
- ≡ White Finish Shelves & Backing
- ≡ Height Adjustable Shelves
- ≡ Grid Mesh Backing for Additional Display
- ≡ 4 Tier | 3 Shelves & 1 Base Shelf
- ≡ Blue Uprights
- ≡ Includes Shelf Price Holder

Upright Options:

- ≡ SSSU861 : 2 Uprights | Starter Bay
- ≡ SSSU862 : Only 1 Upright | Add-On Bay

Code: SSSU48
1800MM SINGLE SIDED SHELVING

Dimensions

Height	1 800 mm	Shelf Width	400 mm
Length	900 mm	Base Shelf Width	450 mm

Features

- ≡ Single Sided
- ≡ White Finish Shelves & Backing
- ≡ Height Adjustable Shelves
- ≡ Grid Mesh Backing for Additional Display
- ≡ 5 Tier | 4 Shelves & 1 Base Shelf
- ≡ Blue Uprights
- ≡ Includes Shelf Price Holder

Upright Options

- ≡ SSSU481 : 2 Uprights | Starter Bay
- ≡ SSSU482 : Only 1 Upright | Add-On Bay

Code: SSSU66
1500MM SINGLE SIDED SHELVING

Dimensions

Height	1 500 mm	Shelf Width	400 mm
Length	1 200 mm	Base Shelf Width	450 mm

Features

- ≡ Single Sided
- ≡ White Finish Shelves & Backing
- ≡ Height Adjustable Shelves
- ≡ Grid Mesh Backing for Additional Display
- ≡ 4 Tier | 3 Shelves & 1 Base Shelf
- ≡ Blue Uprights
- ≡ Includes Shelf Price Holder

Upright Options

- ≡ SSSU661 : 2 Uprights | Starter Bay
- ≡ SSSU662 : Only 1 Upright | Add-On Bay

Code: SSSU46
1800MM SINGLE SIDED SHELVING

Dimensions

Height	1 800 mm	Shelf Width	400 mm
Length	1 200 mm	Base Shelf Width	450 mm

Features

- ≡ Single Sided
- ≡ White Finish Shelves & Backing
- ≡ Height Adjustable Shelves
- ≡ Grid Mesh Backing for Additional Display
- ≡ 5 Tier | 4 Shelves & 1 Base Shelf
- ≡ Blue Uprights
- ≡ Includes Shelf Price Holder

Upright Options

- ≡ SSSU461 : 2 Uprights | Starter Bay
- ≡ SSSU462 : Only 1 Upright | Add-On Bay

Code: SSSU90
2000MM SINGLE SIDED SHELVING

Dimensions

Height	2 000 mm	Shelf Width	400 mm
Length	1 200 mm	Base Shelf Width	450 mm

Features

- ≡ Single Sided
- ≡ White Finish Shelves & Backing
- ≡ Height Adjustable Shelves
- ≡ Grid Mesh Backing for Additional Display
- ≡ 5 Tier | 4 Shelves & 1 Base Shelf
- ≡ Blue Uprights
- ≡ Includes Shelf Price Holder

Upright Options

- ≡ SSSU901 : 2 Uprights | Starter Bay
- ≡ SSSU902 : Only 1 Upright | Add-On Bay

Code: SSSU42
1800MM SINGLE SIDED SHELVING

Dimensions

Height	1 800 mm	Shelf Width	400 mm
Length	900 mm	Base Shelf Width	450 mm

Features

- ≡ Single Sided
- ≡ White Finish Shelves & Backing
- ≡ Height Adjustable Shelves
- ≡ Grid Mesh Backing for Additional Display
- ≡ 5 Tier | 4 Shelves & 1 Base Shelf
- ≡ Blue Uprights
- ≡ Includes Shelf Price Holder

Upright Options

- ≡ SSSU421 : 2 Uprights | Starter Bay
- ≡ SSSU422 : Only 1 Upright | Add-On Bay



Code: SSDU87
1500MM SINGLE SIDED SHELVING

Dimensions

Height	1 500 mm	Shelf Width	400 mm
Length	900 mm	Base Shelf Width	450 mm

Features

- ≡ Double Sided
- ≡ White Finish Shelves & Backing
- ≡ Height Adjustable Shelves
- ≡ Grid Mesh Backing for Additional Display
- ≡ 4 Tier | 3 Shelves & 1 Base Shelf
- ≡ Blue Uprights
- ≡ Includes Shelf Price Holder

Upright Options

- ≡ SSDU871 : 2 Uprights | Starter Bay
- ≡ SSDU872 : Only 1 Upright | Add-On Bay

Code: SSDU58
1800MM DOUBLE SIDED SHELVING

Dimensions

Height	1 800 mm	Shelf Width	400 mm
Length	900 mm	Base Shelf Width	450 mm

Features

- ≡ Double Sided
- ≡ White Finish Shelves & Backing
- ≡ Height Adjustable Shelves
- ≡ Grid Mesh Backing for Additional Display
- ≡ 5 Tier | 4 Shelves & 1 Base Shelf
- ≡ Blue Uprights
- ≡ Includes Shelf Price Holder

Upright Options

- ≡ SSDU581 : 2 Uprights | Starter Bay
- ≡ SSDU582 : Only 1 Upright | Add-On Bay

Code: SSDU67
1500MM SINGLE SIDED SHELVING

Dimensions

Height	1 500 mm	Shelf Width	400 mm
Length	1 200 mm	Base Shelf Width	450 mm

Features

- ≡ Double Sided
- ≡ White Finish Shelves & Backing
- ≡ Height Adjustable Shelves
- ≡ Grid Mesh Backing for Additional Display
- ≡ 4 Tier | 3 Shelves & 1 Base Shelf
- ≡ Blue Uprights
- ≡ Includes Shelf Price Holder

Upright Options

- ≡ SSDU671 : 2 Uprights | Starter Bay
- ≡ SSDU672 : Only 1 Upright | Add-On Bay

Code: SSDU56
1800MM DOUBLE SIDED SHELVING

Dimensions

Height	1 800 mm	Shelf Width	400 mm
Length	1 200 mm	Base Shelf Width	450 mm

Features

- ≡ Double Sided
- ≡ White Finish Shelves & Backing
- ≡ Height Adjustable Shelves
- ≡ Grid Mesh Backing for Additional Display
- ≡ 5 Tier | 4 Shelves & 1 Base Shelf
- ≡ Blue Uprights
- ≡ Includes Shelf Price Holder

Upright Options

- ≡ SSDU561 : 2 Uprights | Starter Bay
- ≡ SSDU562 : Only 1 Upright | Add-On Bay

Code: SSDU91
2000MM DOUBLE SIDED SHELVING

Dimensions

Height	2 000 mm	Shelf Width	400 mm
Length	1 200 mm	Base Shelf Width	450 mm

Features

- ≡ Double Sided
- ≡ White Finish Shelves & Backing
- ≡ Height Adjustable Shelves
- ≡ Grid Mesh Backing for Additional Display
- ≡ 5 Tier | 4 Shelves & 1 Base Shelf
- ≡ Blue Uprights
- ≡ Includes Shelf Price Holder

Upright Options

- ≡ SSDU911 : 2 Uprights | Starter Bay
- ≡ SSDU912 : Only 1 Upright | Add-On Bay



Code: SSSW84

900MM WHITE SINGLE-SIDED SHELVING UNIT

<i>Dimensions</i>			
Height	2 000 mm	Shelf Width	400 mm
Length	900 mm	Base Shelf Width	450 mm
<i>Features</i>			
≡ 2 White Uprights		≡ 4 Tier White Finish Shelves	
≡ Single Sided		≡ White Grid Backing	
≡ Clear Price Tag Display		≡ Height Adjustable Shelves	
<i>Upright Options:</i>			
≡ SSSW841 : 2 Uprights Starter Bay		≡ SSSW842 : Only 1 Upright Add-On Bay	

Code: SSDW85

900MM WHITE DOUBLE-SIDED SHELVING UNIT

<i>Dimensions</i>			
Height	2 000 mm	Shelf Width	400 mm
Length	900 mm	Base Shelf Width	450 mm
<i>Features</i>			
≡ 2 White Uprights		≡ 4 Tier White Finish Shelves	
≡ Double Sided		≡ White Grid Backing	
≡ Clear Price Tag Display		≡ Height Adjustable Shelves	
<i>Upright Options:</i>			
≡ SSDW851 : 2 Uprights Starter Bay		≡ SSDW852 : Only 1 Upright Add-On Bay	

Code: SSSW64

1200MM WHITE SINGLE-SIDED SHELVING UNIT

<i>Dimensions</i>			
Height	2 000 mm	Shelf Width	400 mm
Length	1 200 mm	Base Shelf Width	450 mm
<i>Features</i>			
≡ 2 White Uprights		≡ 4 Tier White Finish Shelves	
≡ Single Sided		≡ White Grid Backing	
≡ Clear Price Tag Display		≡ Height Adjustable Shelves	
<i>Upright Options:</i>			
≡ SSSW641 : 2 Uprights Starter Bay		≡ SSSW642 : Only 1 Upright Add-On Bay	

Code: SSDW65

1200MM WHITE DOUBLE-SIDED SHELVING UNIT

<i>Dimensions</i>			
Height	2 000 mm	Shelf Width	400 mm
Length	1 200 mm	Base Shelf Width	450 mm
<i>Features</i>			
≡ 2 White Uprights		≡ 4 Tier White Finish Shelves	
≡ Double Sided		≡ White Grid Backing	
≡ Clear Price Tag Display		≡ Height Adjustable Shelves	
<i>Upright Options:</i>			
≡ SSDW651 : 2 Uprights Starter Bay		≡ SSDW652 : Only 1 Upright Add-On Bay	



Code: SSSG11
2000MM DARK GREY SINGLE-SIDED SHELVING

Dimensions

Height	2 000 mm	Shelf Width	400 mm
Length	1 200 mm	Base Shelf Width	450 mm

Features

- ≡ Single Sided | Medium Duty
- ≡ Finish: Dark Grey
- ≡ Height Adjustable Shelves
- ≡ 5 Tier | 4 Shelves & 1 Base Shelf
- ≡ Grid Mesh Backing for Additional Display
- ≡ Includes Shelf Price Holder

Upright Options

- ≡ SSSG111 : 2 Uprights | Starter Bay
- ≡ SSSG112 : Only 1 Upright | Add-On Bay

Code: SSSG21
2000MM DARK GREY SINGLE-SIDED SHELVING

Dimensions

Height	2 000 mm	Shelf Width	400 mm
Length	900 mm	Base Shelf Width	450 mm

Features

- ≡ Single Sided | Medium Duty
- ≡ Finish: Dark Grey
- ≡ Height Adjustable Shelves
- ≡ 5 Tier | 4 Shelves & 1 Base Shelf
- ≡ Grid Mesh Backing for Additional Display
- ≡ Includes Shelf Price Holder

Upright Options

- ≡ SSSG211 : 2 Uprights | Starter Bay
- ≡ SSSG212 : Only 1 Upright | Add-On Bay

Code: SSDG12
2000MM DARK GREY DOUBLE-SIDED SHELVING

Dimensions

Height	2 000 mm	Shelf Width	400 mm
Length	1 200 mm	Base Shelf Width	450 mm

Features

- ≡ Double Sided | Medium Duty
- ≡ Finish: Dark Grey
- ≡ Height Adjustable Shelves
- ≡ 5 Tier | 4 Shelves & 1 Base Shelf
- ≡ Grid Mesh Backing for Additional Display
- ≡ Includes Shelf Price Holder

Upright Options

- ≡ SSDG121 : 2 Uprights | Starter Bay
- ≡ SSDG122 : Only 1 Upright | Add-On Bay

Code: SSDG22
2000MM DARK GREY DOUBLE-SIDED SHELVING

Dimensions

Height	2 000 mm	Shelf Width	400 mm
Length	900 mm	Base Shelf Width	450 mm

Features

- ≡ Double Sided | Medium Duty
- ≡ Finish: Dark Grey
- ≡ Height Adjustable Shelves
- ≡ 5 Tier | 4 Shelves & 1 Base Shelf
- ≡ Grid Mesh Backing for Additional Display
- ≡ Includes Shelf Price Holder

Upright Options

- ≡ SSDG221 : 2 Uprights | Starter Bay
- ≡ SSDG222 : Only 1 Upright | Add-On Bay



Code: SSSU71
1200MM SINGLE SIDED SHELVING

Dimensions

Height	1 200 mm	Shelf Width	350 mm
Length	900 mm	Base Shelf Width	400 mm

Features

- ≡ Single Sided | Medium Duty
- ≡ White Finish Shelves & Backing
- ≡ Height Adjustable Shelves
- ≡ Pegboard Backing for Additional Display
- ≡ 3 Tier | 2 Shelves & 1 Base Shelf
- ≡ Blue Uprights
- ≡ Includes Shelf Price Holder

Upright Options

- ≡ SSSU711 : 2 Uprights | Starter Bay
- ≡ SSSU712 : Only 1 Upright | Add-On Bay

Code: SSSU61
1500MM SINGLE SIDED SHELVING

Dimensions

Height	1 500 mm	Shelf Width	350 mm
Length	900 mm	Base Shelf Width	400 mm

Features

- ≡ Single Sided | Medium Duty
- ≡ White Finish Shelves & Backing
- ≡ Height Adjustable Shelves
- ≡ Pegboard Backing for Additional Display
- ≡ 4 Tier | 3 Shelves & 1 Base Shelf
- ≡ Blue Uprights
- ≡ Includes Shelf Price Holder

Upright Options

- ≡ SSSU611 : 2 Uprights | Starter Bay
- ≡ SSSU612 : Only 1 Upright | Add-On Bay

Code: SSSU81
1800MM SINGLE SIDED SHELVING

Dimensions

Height	1 800 mm	Shelf Width	350 mm
Length	900 mm	Base Shelf Width	400 mm

Features

- ≡ Single Sided | Medium Duty
- ≡ White Finish Shelves & Backing
- ≡ Height Adjustable Shelves
- ≡ Pegboard Backing for Additional Display
- ≡ 5 Tier | 4 Shelves & 1 Base Shelf
- ≡ Blue Uprights
- ≡ Includes Shelf Price Holder

Upright Options

- ≡ SSSU811 : 2 Uprights | Starter Bay
- ≡ SSSU812 : Only 1 Upright | Add-On Bay

Code: SSSU90
2100MM SINGLE SIDED SHELVING

Dimensions

Height	2 100 mm	Shelf Width	350 mm
Length	900 mm	Base Shelf Width	400 mm

Features

- ≡ Single Sided | Medium Duty
- ≡ White Finish Shelves & Backing
- ≡ Height Adjustable Shelves
- ≡ Pegboard Backing for Additional Display
- ≡ 5 Tier | 4 Shelves & 1 Base Shelf
- ≡ Blue Uprights
- ≡ Includes Shelf Price Holder

Upright Options

- ≡ SSSU901 : 2 Uprights | Starter Bay
- ≡ SSSU902 : Only 1 Upright | Add-On Bay

Code: SSSU60
2400MM SINGLE SIDED SHELVING

Dimensions

Height	2 400 mm	Shelf Width	350 mm
Length	900 mm	Base Shelf Width	400 mm

Features

- ≡ Single Sided | Medium Duty
- ≡ White Finish Shelves & Backing
- ≡ Height Adjustable Shelves
- ≡ Pegboard Backing for Additional Display
- ≡ 5 Tier | 4 Shelves & 1 Base Shelf
- ≡ Blue Uprights
- ≡ Includes Shelf Price Holder

Upright Options

- ≡ SSSU601 : 2 Uprights | Starter Bay
- ≡ SSSU602 : Only 1 Upright | Add-On Bay



Code: SSDU72
1200MM DOUBLE SIDED SHELVING

Dimensions

Height	1 200 mm	Shelf Width	350 mm
Length	900 mm	Base Shelf Width	400 mm

Features

- ≡ Double Sided | Medium Duty
- ≡ White Finish Shelves & Backing
- ≡ Height Adjustable Shelves
- ≡ Pegboard Backing for Additional Display
- ≡ 3 Tier | 2 Shelves & 1 Base Shelf
- ≡ Blue Uprights
- ≡ Includes Shelf Price Holder

Upright Options

- ≡ SSDU721 : 2 Uprights | Starter Bay
- ≡ SSDU722 : Only 1 Upright | Add-On Bay

Code: SSDU82
1800MM DOUBLE SIDED SHELVING

Dimensions

Height	1 800 mm	Shelf Width	350 mm
Length	900 mm	Base Shelf Width	400 mm

Features

- ≡ Double Sided | Medium Duty
- ≡ White Finish Shelves & Backing
- ≡ Height Adjustable Shelves
- ≡ Pegboard Backing for Additional Display
- ≡ 5 Tier | 4 Shelves & 1 Base Shelf
- ≡ Blue Uprights
- ≡ Includes Shelf Price Holder

Upright Options

- ≡ SSDU821 : 2 Uprights | Starter Bay
- ≡ SSDU822 : Only 1 Upright | Add-On Bay

Code: SSDU60

2400MM DOUBLE SIDED SHELVING

Dimensions

Height	2 400 mm	Shelf Width	350 mm
Length	900 mm	Base Shelf Width	400 mm

Features

- ≡ Double Sided | Medium Duty
- ≡ White Finish Shelves & Backing
- ≡ Height Adjustable Shelves
- ≡ Pegboard Backing for Additional Display
- ≡ 5 Tier | 4 Shelves & 1 Base Shelf
- ≡ Blue Uprights
- ≡ Includes Shelf Price Holder

Upright Options

- ≡ SSDU601 : 2 Uprights | Starter Bay
- ≡ SSDU602 : Only 1 Upright | Add-On Bay

Code: SSDU62
1500MM DOUBLE SIDED SHELVING

Dimensions

Height	1 500 mm	Shelf Width	350 mm
Length	900 mm	Base Shelf Width	400 mm

Features

- ≡ Double Sided | Medium Duty
- ≡ White Finish Shelves & Backing
- ≡ Height Adjustable Shelves
- ≡ Pegboard Backing for Additional Display
- ≡ 4 Tier | 3 Shelves & 1 Base Shelf
- ≡ Blue Uprights
- ≡ Includes Shelf Price Holder

Upright Options

- ≡ SSDU621 : 2 Uprights | Starter Bay
- ≡ SSDU622 : Only 1 Upright | Add-On Bay

Code: SSDU90
2100MM DOUBLE SIDED SHELVING

Dimensions

Height	2 100 mm	Shelf Width	350 mm
Length	900 mm	Base Shelf Width	400 mm

Features

- ≡ Double Sided | Medium Duty
- ≡ White Finish Shelves & Backing
- ≡ Height Adjustable Shelves
- ≡ Pegboard Backing for Additional Display
- ≡ 5 Tier | 4 Shelves & 1 Base Shelf
- ≡ Blue Uprights
- ≡ Includes Shelf Price Holder

Upright Options

- ≡ SSDU901 : 2 Uprights | Starter Bay
- ≡ SSDU902 : Only 1 Upright | Add-On Bay



Code: SSSY16

1500MM SINGLE SIDED SHELVING

Dimensions

Height	1 500 mm	Shelf Width	350 mm
Length	900 mm	Base Shelf Width	400 mm

Features

- ≡ Single Sided | Medium Duty
- ≡ White Finish Shelves & Backing
- ≡ Height Adjustable Shelves
- ≡ Pegboard Backing for Additional Display
- ≡ 4 Tier | 3 Shelves & 1 Base Shelf
- ≡ Yellow Uprights
- ≡ Includes Shelf Price Holder

Upright Options

- ≡ SSSY161 : 2 Uprights | Starter Bay
- ≡ SSSY162 : Only 1 Upright | Add-On Bay

Code: SSDY26

1500MM DOUBLE SIDED SHELVING

Dimensions



Height	1 500 mm	Shelf Width	350 mm
Length	900 mm	Base Shelf Width	400 mm

Features

- ≡ Double Sided | Medium Duty
- ≡ White Finish Shelves & Backing
- ≡ Height Adjustable Shelves
- ≡ Pegboard Backing for Additional Display
- ≡ 4 Tier | 3 Shelves & 1 Base Shelf
- ≡ Yellow Uprights
- ≡ Includes Shelf Price Holder

Upright Options

- ≡ SSDY261 : 2 Uprights | Starter Bay
- ≡ SSDY262 : Only 1 Upright | Add-On Bay



Code: SSS80

ECONOMY SINGLE SIDED SHELVING

Dimensions

Length	1 200 mm	Width	400 mm
--------	----------	-------	--------

Features

- ≡ White Finish
- ≡ Single Sided
- ≡ Multi-Purpose
- ≡ Light Duty Grid Backing for Additional Grid Display Hooks
- ≡ Light Duty Shelves
- ≡ Height Adjustable Shelves
- ≡ Includes Shelf Price Holders

Size Options

- ≡ SSS801 : Height: 1 500 mm
4 Shelf
- ≡ SSS802 : Height: 1 800 mm
5 Shelf



Code: SSS91

CUSTOM SINGLE SIDED SUPERMARKET SHELVING

Dimensions

Custom Made To Order

Features

- ≡ White Finish
- ≡ Double Sided
- ≡ Various Backing Options Available
- ≡ Heavy Duty Shelving
- ≡ Height Adjustable Shelves

Code: SSD81

ECONOMY DOUBLE SIDED SHELVING

Dimensions

Length	1 200 mm	Width	800 mm
--------	----------	-------	--------

Features

- ≡ White Finish
- ≡ Double Sided
- ≡ Multi-Purpose
- ≡ Light Duty Grid Backing for Additional Grid Display Hooks
- ≡ Light Duty Shelves
- ≡ Height Adjustable Shelves
- ≡ Includes Shelf Price Holders

Size Options

- ≡ SSD811 : Height: 1 500 mm
4 Shelf
- ≡ SSD812 : Height: 1 800 mm
5 Shelf



Code: SSD91

CUSTOM DOUBLE SIDED SUPERMARKET SHELVING

Dimensions

Custom Made To Order

Features

- ≡ White Finish
- ≡ Double Sided
- ≡ Various Backing Options Available
- ≡ Heavy Duty Shelving
- ≡ Height Adjustable Shelves



Code: SDA5

SHELVING UPRIGHTS & BASE FEET

Colour & Size Options

Cream	White
≡ SDA5C1 : H:1220 mm	≡ SDA5W1 : H:1220 mm
≡ SDA5C2 : H:1372 mm	≡ SDA5W2 : H:1372 mm
≡ SDA5C3 : H:1524 mm	≡ SDA5W3 : H:1524 mm
≡ SDA5C4 : H:1830 mm	≡ SDA5W4 : H:1830 mm
≡ SDA5C5 : H:2134 mm	≡ SDA5W5 : H:2134 mm
≡ SDA5C6 : H:2438 mm	≡ SDA5W6 : H:2438 mm

Base Feet Size Options

≡ SDA5B1 : L: 305 mm	≡ SDA5B2 : L: 381 mm
≡ SDA5B3 : L: 457 mm	≡ SDA5B4 : L: 533 mm
≡ SDA5B5 : L: 610 mm	≡

Code: SDA6

SUPERMARKET SHELF

Colour & Size Options



Cream L: 914 mm	White L: 914 mm
≡ SDA6C1 : D: 152 mm	≡ SDA6W1 : D: 152 mm
≡ SDA6C2 : D: 229 mm	≡ SDA6W2 : D: 229 mm
≡ SDA6C3 : D: 305 mm	≡ SDA6W3 : D: 305 mm
≡ SDA6C4 : D: 381 mm	≡ SDA6W4 : D: 381 mm
≡ SDA6C5 : D: 457 mm	≡ SDA6W5 : D: 457 mm
≡ SDA6C6 : D: 533 mm	≡ SDA6W6 : D: 533 mm
≡ SDA6C7 : D: 610 mm	≡ SDA6W7 : D: 610 mm

Code: SDA7

SHELF WIRE GUARD RAIL

Colour & Size Options

Cream L: 914 mm	White L: 914 mm
≡ SDA7C1 : H: 30 mm	≡ SDA7W1 : H: 30 mm
≡ SDA7C2 : H: 50 mm	≡ SDA7W2 : H: 50 mm
≡ SDA7C3 : H: 100 mm	≡ SDA7W3 : H: 100 mm



Code: SDA8
SHELF WIRE BORDER

Code: SDA9
PERFORATED BASKET

Code: SDA1
SUPERMARKET WIRE BASKET

Colour & Size Options


Colour & Size Options

Colour & Size Options

Cream L: 914 mm	White L: 914 mm
≡ SDA8C1 : H: 305 mm	≡ SDA8W1 : H: 305 mm
≡ SDA8C2 : H: 381 mm	≡ SDA8W2 : H: 381 mm
≡ SDA8C3 : H: 457 mm	≡ SDA8W3 : H: 457 mm

Cream L: 910 mm	White L: 910 mm
≡ SDA9C1 : H: 380 mm	≡ SDA9W1 : H: 380 mm
≡ SDA9C2 : H: 460 mm	≡ SDA9W2 : H: 460 mm

Cream L: 910 mm	White L: 910 mm
≡ SDA1C1 : H: 380 mm	≡ SDA1W1 : H: 380 mm
≡ SDA1C2 : H: 460 mm	≡ SDA1W2 : H: 460 mm



Code: SDA17
MAGAZINE DISPLAY RACK

Code: SDA18
SHELVING HEADER BOARD

Dimensions

Dimensions

Unit Size:

Height:	290 mm
Length:	914 mm
Depth:	100 mm

Unit Size:

Height:	290 mm
Length:	914 mm

CHECKOUT DISPLAY STANDS





Code: SDQ37

STRAIGHT CHECKOUT DISPLAY STAND

Dimensions

Height:	1 200 mm	Depth:	350 mm
Length:	900 mm		

Colour Options

SDQ37B : Black	SDQ37C : Chrome
----------------	-----------------

Features

- ≡ 5 Straight Shelves
- ≡ Ideal for creating queuing line display



Code: SDQ38

SLOPING CHECKOUT DISPLAY STAND

Dimensions

Height:	1 200 mm	Depth:	350 mm
Length:	900 mm		

Colour Options

SDQ38B : Black	SDQ38C : Chrome
----------------	-----------------

Features

- ≡ 4 Sloping Shelves
- ≡ Straight Top Shelf
- ≡ Ideal for creating queuing line display



Code: SDQ39

HOOK CHECKOUT DISPLAY STAND

Dimensions

Height:	1 200 mm	Depth:	350 mm
Length:	900 mm		

Colour Options

SDQ39B : Black	SDQ39C : Chrome
----------------	-----------------

Features

- ≡ Includes 24 Individual Hooks
- ≡ Adjustable
- ≡ Top & Bottom Display Shelf
- ≡ Ideal for creating queuing line display



Code: SDQ117

DOUBLE SIDED CHECKOUT DISPLAY STAND

Features

- ≡ Grey Finish
- ≡ Double Sided
- ≡ Grid backing behind shelves to add additional grid display hooks
- ≡ Ideal for creating queuing line display

STORE DISPLAY STANDS





Code: SDS116

4 TIER PLASTIC BASKET DISPLAY STAND

Dimensions

Unit Size:		Box Size:	
Height:	1 800 mm	Height:	180 mm
Length:	1 100 mm	Length:	200 mm
Depth:	500 mm	Depth:	300 mm

Features

- ≡ Blue Uprights frame
- ≡ 4 Tiers
- ≡ Bottom Storage Cupboard
- ≡ Suitable for use in store or warehouse
- ≡ White Header & Cupboard
- ≡ 5 Plastic Baskets Per Tier
- ≡ Multi-Purpose



Code: SDS16C

4 TIER PLASTIC BOX DISPLAY STAND

Features

- ≡ Cream Uprights frame
- ≡ 4 Tiers
- ≡ Bottom Storage Cupboard
- ≡ Suitable for use in store or warehouse
- ≡ Cream Header & Cupboard
- ≡ 5 Plastic Baskets Per Tier
- ≡ Multi-Purpose



Code: SDS216

4 TIER PLASTIC BOX DISPLAY STAND

Features

- ≡ Blue Uprights frame
- ≡ 4 Tiers
- ≡ Bottom Storage Cupboard
- ≡ Suitable for use in store or warehouse
- ≡ White Header & Cupboard
- ≡ 5 Plastic Baskets Per Tier
- ≡ Multi-Purpose

DISPLAY & WAREHOUSE RACKING





Code: SDR60

LIGHT DUTY DISPLAY RACK

Dimensions

Length	1 500 mm	Width	500 mm
Height	2 000 mm	Beam	30 x 50 mm
Max Load Weight (Per Shelf)	150 kgs		

Features

- ≡ Blue Upright
- ≡ Height Adjustable Shelves
- ≡ Additional Shelves & Accessories Available
- ≡ White Shelves
- ≡ Light Duty

Size Options

- ≡ SDR601 : 3 Tier
- ≡ SDR602 : 4 Tier



Code: SDR62

MEDIUM DUTY DISPLAY RACK

Dimensions

Length	2 000 mm	Width	600 mm
Height	2 000 mm	Beam	40 x 80 mm
Max Load Weight (Per Shelf)	250 kgs		

Features

- ≡ White Upright
- ≡ Height Adjustable Shelves
- ≡ Additional Shelves & Accessories Available
- ≡ White Shelves
- ≡ Medium Duty
- ≡ Pallet Display Rack Conversion Available

Size Options

- ≡ SDR621 : 3 Tier
- ≡ SDR622 : 4 Tier



Code: SDR61

MEDIUM DUTY DISPLAY RACK

Dimensions

Length	2 000 mm	Width	600 mm
Height	2 000 mm	Beam	40 x 80 mm
Max Load Weight (Per Shelf)	250 kgs		

Features

- ≡ Blue Upright
- ≡ Height Adjustable Shelves
- ≡ Additional Shelves & Accessories Available
- ≡ White Shelves
- ≡ Medium Duty
- ≡ Pallet Display Rack Conversion Available

Size Options

- ≡ SDR611 : 3 Tier
- ≡ SDR612 : 4 Tier



Code: SDR63

MEDIUM DUTY DISPLAY RACK

Dimensions

Length	2 000 mm	Width	600 mm
Height	2 500 mm	Beam	40 x 80 mm
Max Load Weight (Per Shelf)	250 kgs		

Features

- ≡ Blue Upright
- ≡ Height Adjustable Shelves
- ≡ Additional Shelves & Accessories Available
- ≡ White Shelves
- ≡ Medium Duty
- ≡ Pallet Display Rack Conversion Available

Size Options

- ≡ SDR631 : 4 Tier
- ≡ SDR632 : 5 Tier



Code: SDR13

DIY SHELVING RACK

Features

- ≡ Cream Finish
- ≡ Multi-Purpose
- ≡ Do-It-Yourself
- ≡ Fully Customisable

Parts Options

- Upright**
- ≡ SDR131 : H: 1830 mm
 - ≡ SDR132 : H: 2134 mm
 - ≡ SDR133 : H: 2438 mm

- Shelf**
- ≡ SDR134 : L: 914 | D: 305 mm
 - ≡ SDR135 : L: 914 | D: 381 mm
 - ≡ SDR136 : L: 914 | D: 457 mm
 - ≡ SDR137 : L: 914 | D: 610 mm

- Corners**
- ≡ SDR138 : Corners

- Bolt & Nut**
- ≡ SDR139 : Bolt & Nut



Code: SDR15

BOLTLESS SHELVING DISPLAY RACK

Dimensions

Length	2 000 mm	Width	600 mm
Height	2 000 mm	Beam	40 x 80 mm
Max Load Weight (Per Shelf)			250 kgs

Features

- ≡ Blue Upright
- ≡ Height Adjustable Shelves
- ≡ Additional Shelves & Accessories Available
- ≡ White Shelves
- ≡ Medium Duty

Size Options

SDR154 : 4 Tier - 1600 mm	SDR155 : 5 Tier - 1800 mm
Length 800 mm	Length 900 mm
Height 1 600 mm	Height 1 800 mm
Width 300 mm	Width 450 mm



Code: SSR05

UNIVERSAL BOLTLESS SHELVING

Dimensions

Height	2 000 mm	Length	900 mm	Width	400 mm
--------	----------	--------	--------	-------	--------

Features

- ≡ Height Adjustable Shelves
- ≡ Medium Duty

Colour Options

- SSR05B : Black
- SSR05W : White

PALLET RACKING





Code: WPR101

3 TIER HEAVY DUTY DISPLAY RACK | 2000 MM

Dimensions

Length	2 000 mm	Width	800 mm
Height	2 000 mm	Beam	50 x 80 mm
Max Load Weight	4 000 kgs		

Features

- ≡ Heavy Duty
- ≡ Multi-Purpose
- ≡ 3 Tier
- ≡ Includes 2 Frames - No Shelves



Code: SDR63

3 TIER HEAVY DUTY DISPLAY RACK | 3000 MM

Dimensions

Length	2 000 mm	Width	800 mm
Height	3 000 mm	Beam	50 x 110 mm
Max Load Weight	8 000 kgs		

Features

- ≡ Heavy Duty
- ≡ Multi-Purpose
- ≡ 3 Tier
- ≡ Includes 2 Frames - No Shelves



Code: WPR14

3 TIER LIGHT DUTY DISPLAY RACK

Dimensions

Height	2 000 mm	Width	500 mm
--------	----------	-------	--------

Features

- ≡ Light Duty
- ≡ Multi-Purpose
- ≡ 3 Tier
- ≡ Includes:

Size Options

- WPR142 : Length: 2 000 mm
- WPR144 : Length: 4 000 mm

SAFETY & SECURITY PRODUCTS





ANTI-THEFT SECURITY SYSTEM





Code: SSA901
ALUMINIUM/PLASTIC STEEL EAS DEVICE | SET OF 2

Dimensions
 Height: 1 550 mm Width: 365 mm

Features
 ≡ Radio Frequency ≡ Aluminium Frame
 ≡ Detection Distance: 1- 2 m ≡ Durable

Compatible Accessory Codes:
 ≡ SS91 ≡ SS92 ≡ SSA81
 ≡ SSA905 ≡ SSA805 ≡

Code: SSA902
STAINLESS STEEL EAS DEVICE | SET OF 2

Dimensions
 Height: 1 550 mm Width: 365 mm

Features
 ≡ Radio Frequency ≡ Stainless Steel Frame
 ≡ Detection Distance: 1.1 - 1.6 m

Compatible Accessory Codes:
 ≡ SS91 ≡ SS92 ≡ SSA81
 ≡ SSA905 ≡ SSA805 ≡

Code: SSA90
COMPOSITE EAS DEVICE | SET OF 2

Dimensions
 Height: 1 550 mm Width: 365 mm

Colour Options
 SS90B : Black SSA90W : White

Features
 ≡ Acousto-Magnetic ≡ Plug & Play System
 ≡ Detection Distance: 1.6m ≡ ABS Exterior
 ≡ Ideal for Large Stores | Small Products

Compatible Accessory Codes:
 ≡ SS93 ≡ SSA85 ≡ SSA905
 ≡ SSA805 ≡ ≡



Code: SSA805
ANTI-THEFT SOFT TAG DEACTIVATING SCANNER

Dimensions
 Length: 235 mm Height: 235 mm
 Frequency: 7.4 - 9 Mhz

Features
 ≡ Colour: Black ≡ RF Compatible

Compatible Accessory Codes:
 ≡ SSA81 ≡ ≡



Code: SSA904
STD ANTI-THEFT HARDTAG DETACHER

Dimensions
 Diameter: 75 mm Height: 25 mm
 Frequency: 8.2Mhz

Compatible Accessory Codes:
 ≡ SS91 ≡ SS92 ≡



Code: SSA905
ANTI-THEFT HARD TAG DETACHER

Dimensions
 Diameter: 70 mm Height: 29 mm

Compatible Accessory Codes:
 ≡ SS91 ≡ SS92 ≡



Code: SSA81
RF ANTI-THEFT SOFT TAG

Dimensions
Length: 40 mm Height: 40 mm
Frequency: 8.2 Mhz

Features
≡ Colour: White ≡ RF Compatible

Compatible Accessory Codes:
≡ SSA805 ≡

Code: SSA82
RF ANTI-THEFT SOFT TAG

Dimensions
Length: 30 mm Height: 40 mm
Frequency: 8.2 Mhz

Features
≡ Colour: White ≡ RF Compatible

Compatible Accessory Codes:
≡ SSA805 ≡

Code: SS93W
MINI TRIANGLE ANTI-THEFT TAG

Dimensions
Length: 32 mm Height: 18 mm
Width: 30 mm
Frequency: 8.2Mhz | 58 kHz

Features
≡ Colour: White ≡ RF/AM Compatible

Compatible Accessory Codes:
≡ SSA904 ≡ SSA905 ≡



Code: SS91W
GOLF ANTI-THEFT HARD TAG

Dimensions
Frequency: 8.2Mhz

Features
≡ Colour: White ≡ RF Compatible

Compatible Accessory Codes:
≡ SSA202 ≡

Code: SS92B
SQUARE ANTI-THEFT HARD TAG

Dimensions
Frequency: 8.2Mhz

Features
≡ Colour: Black ≡ RF Compatible

Compatible Accessory Codes:
≡ SSA904 ≡ SSA905 ≡



Code: SS94B
MINI PENCIL ANTI-THEFT HARD TAG

Dimensions
Length: 51 mm Height: 19 mm
Frequency: 8.2Mhz | 58 kHz

Features
≡ Colour: Black ≡ RF/AM Compatible

Compatible Accessory Codes:
≡ SSA904 ≡ SSA905 ≡

Code: SS95W
PENCIL TYPE ANTI-THEFT HARD TAG

Dimensions
Length: 53 mm Height: 19 mm
Frequency: 8.2Mhz | 58 kHz

Features
≡ Colour: White ≡ RF/AM Compatible

Compatible Accessory Codes:
≡ SSA904 ≡ SSA905 ≡

Code: SSA82
ACOUSTO-MAGNETIC ANTI-THEFT SOFT TAG

Dimensions
Length: 30 mm Height: 40 mm
Frequency: 58 kHz

Compatible Accessory Codes:
≡ SSA805 ≡



Code: SSA013

PLASTIC | ALUMINIUM ANTI-THEFT EAS DEVICE

Dimensions

Height: 1 550 mm Width: 365 mm

Features

≡ Set of 2 Devices ≡

Compatible Accessory Codes:

≡ SSA4 ≡ SSA5 ≡ SS11 ≡ SS13 ≡ SSA21
 ≡ SSA002 ≡ SSA102 ≡ SSA202 ≡ SSA222 ≡



Code: SSA213

DECORATIVE BOARD ANTI-THEFT EAS DEVICE

Dimensions


Height: 1 550 mm Width: 300 mm

Features

≡ Set of 2 Devices ≡

Compatible Accessory Codes:

≡ SSA4 ≡ SSA5 ≡ SS11 ≡ SS13 ≡ SSA21
 ≡ SSA002 ≡ SSA102 ≡ SSA202 ≡ SSA222 ≡



Code: SSA113

STAINLESS STEEL ANTI-THEFT EAS DEVICE

Dimensions

Height: 1 550 mm Width: 365 mm

Features

≡ Set of 2 Devices ≡

Compatible Accessory Codes:

≡ SSA4 ≡ SSA5 ≡ SS11 ≡ SS13 ≡ SSA21
 ≡ SSA002 ≡ SSA102 ≡ SSA202 ≡ SSA222 ≡



Code: SSA143

ANTI-THEFT EAS SECURITY DEVICE

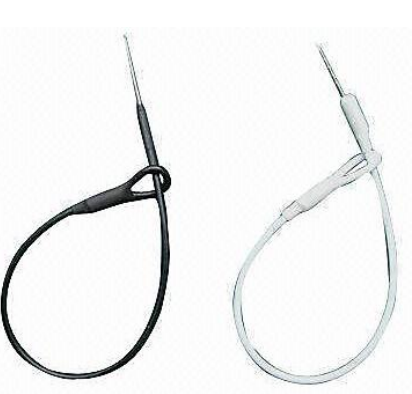
Dimensions

Features

≡ Set of 2 Devices ≡

Compatible Accessory Codes:

≡ SSA52 ≡ SSA152 ≡ ≡ ≡ ≡



Code: SSA1

ADDITIONAL WIRE PIN FOR SQUARE ANTI-THEFT HARD TAG

Colour Options

SSA1B : Black SSA1W : White

Compatible Accessory Codes:

≡ SS13 ≡ ≡



Code: SSA2

ADDITIONAL PIN FOR SQUARE ANTI-THEFT HARD TAG

Size Options

SSA2L : Long Pin

Compatible Accessory Codes:

≡ SS11 ≡ ≡



Code: SSA002

HEAVY DUTY ANTI-THEFT TAG DETACHER

Dimensions

Diameter: 75 mm Height: 55 mm

Compatible Accessory Codes:

≡ SSA4 ≡ SS11 ≡ SS13



Code: SSA102

STANDARD ANTI-THEFT TAG DETACHER

Compatible Accessory Codes:

≡ SSA4 ≡ SS11 ≡ SS13



Code: SSA152

ANTI-THEFT TAG DETACHER

Compatible Accessory Codes:

≡ SSA52 ≡ ≡



Code: SSA202

ANTI-THEFT GOLF TAG DETACHER

Compatible Accessory Codes:

≡ SSA5B ≡ SSA5W ≡



Code: SSA222

ANTI-THEFT SOFT TAG DEACTIVATING SCANNER

Dimensions

Compatible Accessory Codes:

≡ SSA21 ≡ ≡



Code: SSA4

UFO ANTI-THEFT HARD TAG

Dimensions

Diameter: 48 mm

Colour Options

SSA4B : Black SSA4W : White

Features

≡ Ideal for Woven Items | Items with Holes

Compatible Accessory Codes:

≡ SSA002 ≡ SSA102 ≡



Code: SSA5

ANTI-THEFT GOLF HARD TAG

Dimensions

Diameter: 53 mm

Colour Options

SSA5B : Black SSA5W : White

Features

≡ Ideal for Woven Items | Items with Holes

Compatible Accessory Codes:

≡ SSA202 ≡ ≡



Code: SS11
SQUARE ANTI-THEFT HARD TAG

Dimensions
Length: 46 mm Height: 40 mm

Size & Colour Options
BLACK WHITE
SS11B : Pin L: 18 mm SS11W : Pin L: 18 mm
SS11L : Pin L: 20 mm SS11H : Pin L: 20 mm

Compatible Accessory Codes:
≡ SSA002 ≡ SSA102 ≡

Code: SS13
WIRED SQUARE ANTI-THEFT HARD TAG

Dimensions
Length: 46 mm Height: 40 mm

Colour Options
SS13B : Black SS13W : White

Features
≡ Ideal for Bags | Bottles | Shoes

Compatible Accessory Codes:
≡ SSA002 ≡ SSA102 ≡

Code: SSA21
BARCODE TYPE ANTI-THEFT SOFT TAG

Dimensions
Length: 40 mm Height: 30 mm

Features
≡ Rectangular ≡ Soft Tag
≡ 1 000 pcs per Roll ≡ Versatile

Compatible Accessory Codes:
≡ SSA222 ≡ ≡



Code: SSA52
ROUND ANTI-THEFT HARD TAG

Dimensions

Compatible Accessories
≡ SSA152 ≡ ≡



Code: SSA03
SINGLE PIN STOP LOCK & OPENER

Product Options
SSA03 : Stop Lock SSA030 : Stop Lock Opener

Features
≡ Use: Prevent Theft from Single Pin Hooks



Code: SSA13
DOUBLE PIN STOP LOCK & OPENER

Product Options
SSA13 : Stop Lock SSA130 : Stop Lock Opener

Features
≡ Use: Prevent Theft from Double Pin Hooks

TURNSTILES & SWING GATES





Code: SSG03

SINGLE DOOR ACCESS CONTROL ENTRY SWING GATE

Dimensions

Length: 700 mm Height: 1 000 mm


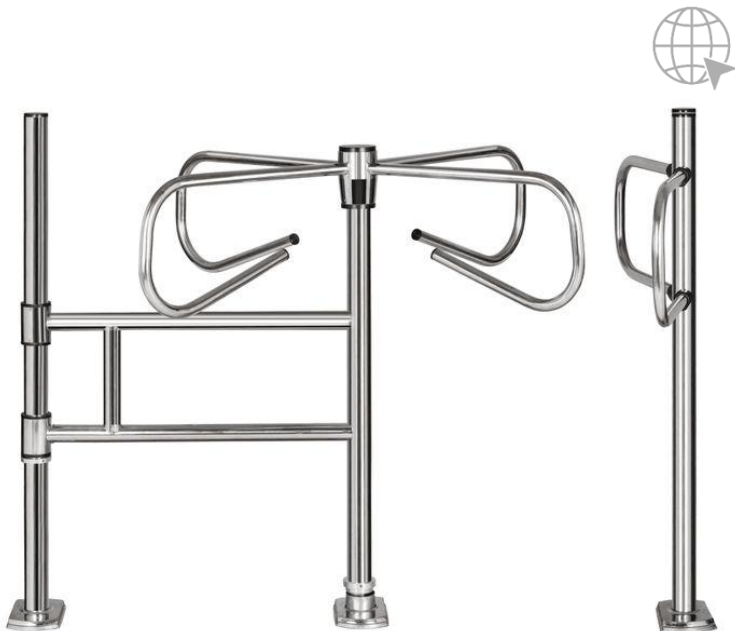
Features

- ≡ Stainless Steel
- ≡ One Way | 1 x Entrance
- ≡ Single Door
- ≡ Swing Gate

Entry Options

SSG031 : Left Side In

SSG032 : Right Side In



Code: TTS04

SUPERMARKET STAINLESS STEEL TURNSTILE

Dimensions

Length: 1 500 mm Height: 1 020 mm Width: 1 150 mm

Features

- ≡ Stainless Steel
- ≡ One Way

Entry Options

Code: TTS046

CHROME ROTATING TOP TURNSTILE

Features

- ≡ Finish: Chrome
- ≡ With Access Gate
- ≡ Rotating Top



BARRIER & QUEING SYSTEMS





Code: QBB01
RETRACTABLE STEEL QUEUE BARRIER

Code: QBB30B
CHROME QUEUE BELT BARRIER

Code: QBF13C
CHROME FIXED BARRIER

Dimensions

Length: 1000 - 2000 mm Height: 900 mm
Base Dia: 300 mm Pole Dia: 65 mm

Features

- ≡ Retractable Belt
- ≡ Stainless Steel Post
- ≡ Includes: 1 x Post & 1 Retractable Belt

Belt Colour Options

QBB01B : Black QBB01R : Red QBB01U : Blue

Dimensions

Length: 1400 mm Height: 900 mm

Features

- ≡ Black Retractable Belt
- ≡ Chrome Barrier Post
- ≡ Includes: 1 x Post & 1 Retractable Belt

Features

- ≡ Fixed Barrier
- ≡ Chrome Finish
- ≡ Made to Specification



Code: QBC10
QUEUE ROPE BARRIER

Features

- ≡ Chrome Finish Barrier Post
- ≡ Includes: 1 x Barrier Post & 1 Barrier Rope

Rope Colour Options

QBC10G : Gold QBC10R : Red

Code: QBG101
QUEUE ROPE BARRIER

Dimensions

Height: 1100 mm

Features

- ≡ Gold Finish Barrier Post
- ≡ Includes: 1 x Barrier Post ONLY


Code: QBR06R
CHROME QUEUE ROPE BARRIER

Dimensions

Length: 1400 mm

Features

- ≡ Red Barrier Rope
- ≡ Gold Barrier Post
- ≡ Includes: 2 x Barrier Post & 1 Barrier Rope



Code: QBB04B

BLACK RETRACTABLE BARRIER BELT

Dimensions

Length: 1000 - 2000 mm

Features

≡ Includes: 1 Retractable Barrier Belt | Black

Code: QBR02R

BARRIER ROPE | RED

Dimensions

Length: 1500 mm

Features

≡ Includes: 1 Barrier Rope | Red

Code: QBR03G

BARRIER ROPE | GOLD

Dimensions

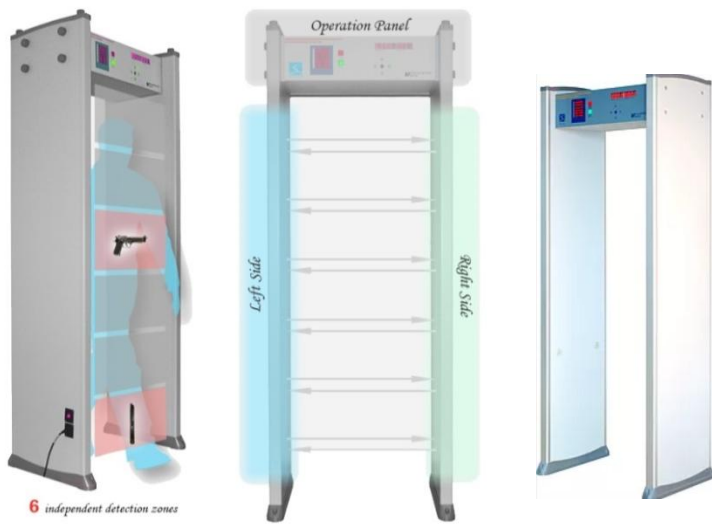
Length: 1500 mm

Features

≡ Includes: 1 Barrier Rope | Gold

METAL DETECTORS & TASERS





Code: FMD102

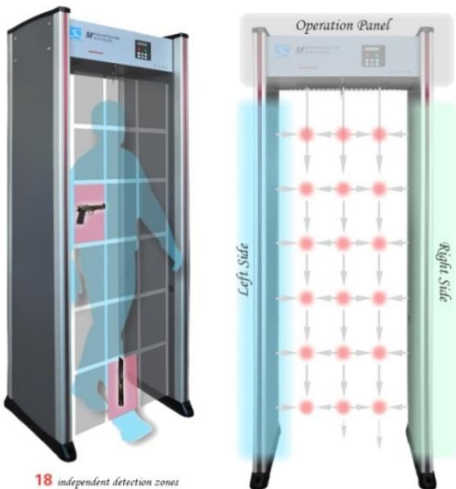
6-ZONE WALKTHROUGH METAL DETECTOR

Dimensions

Outer Frame:	Channel Size:	
Height: 2 200 mm	Height: 2 010 mm	Weight: 80kgs
Length: 800 mm	Length: 700 mm	Power: 220V AC
Width: 500 mm	Width: 500 mm	Power: <30 W

Features

- ≡ 6 Detection Zones
- ≡ LED Display Indicates The Alarm Position
- ≡ Alarm Tone: 1-10
- ≡ Alarm Time Adjustable: 0-25s
- ≡ Harmless To The Human Body
- ≡ Ideal for use in airports, high risk buildings or stores and schools
- ≡ Aluminium Alloy Frame
- ≡ Count Total People Crossed & Alarm Times
- ≡ Alarm Volume Adjustable: 0-255,
- ≡ Password Protection
- ≡ Easy Installation & Operation



Code: FMDE03

18-ZONE WALKTHROUGH METAL DETECTOR

Dimensions

Outer Frame:	Channel Size:	
Height: 2 230 mm	Height: 2 000 mm	Weight: 68kgs
Length: 830 mm	Length: 700 mm	Power: AC85V -264V
Width: 580 mm	Width: 500 mm	Power: <30 W

Features

- ≡ MultiZone-18 Detection Zones
- ≡ Adjustable Display Time
- ≡ LCD Display
- ≡ Speed: 100 people per min
- ≡ Adjustable Alarm Tone
- ≡ Adjustable Alarm Time: 0-25s
- ≡ Ideal for use in airports, high risk buildings or stores and schools
- ≡ Aluminium Alloy Frame
- ≡ Easy Installation & Operation
- ≡ Records 10000 alarm notices
- ≡ Harmless To The Human Body
- ≡ Adjustable Alarm Volume
- ≡ Double Password Protection



Code: FMDA10

6-ZONE WALKTHROUGH METAL DETECTOR

Dimensions

Outer Frame:	Channel Size:	
Height: 2 200 mm	Height: 2 010 mm	Weight: 70kgs
Length: 830 mm	Length: 700 mm	Power: 220V AC
Width: 580 mm	Width: 580 mm	Power: <30 W

Features

- ≡ 6 Detection Zones
- ≡ LED Display Indicates The Alarm Position
- ≡ Alarm Tone: 1-10
- ≡ Alarm Time Adjustable: 0-25s
- ≡ Harmless To The Human Body
- ≡ Ideal for use in airports, high risk buildings or stores and schools
- ≡ Aluminium Alloy Frame
- ≡ Count Total People Crossed & Alarm Times
- ≡ Alarm Volume Adjustable: 0-255,
- ≡ Password Protection
- ≡ Easy Installation & Operation




Code: SSM107

PORTABLE METAL DETECTOR

Features

- ≡ Portable
- ≡ Includes Charger
- ≡ Ideal for use in airports, high risk buildings or stores and schools



Code: SSM101

LONG SHOCKING STICK - 700KW

Features

≡ 700 000 Volts ≡ |



Code: SSM105

POCKET TASER - 800KW

Features

≡ 800 000 Volts ≡ |



Code: SSM104

SHORT SHOCKING STICK - 300KW

Features

≡ 300 000 Volts ≡ |



Code: SSM106

HIGH POWER TASER - 25000KW

Features

≡ 2 500 000 Volts ≡ |



LOCKERS





Code: SSL124

METAL 24-DOOR LOCKER

Dimensions

Unit Size:		Individual Locker Size:	
Height:	1 850 mm	Height:	220 mm
Length:	900 mm	Length:	280 mm
Width:	560 mm	Width:	330 mm

Features

- ≡ 24-Door | 3 Wide x 8 High
- ≡ With Keys

Code: SSL134

WIRE 4-LOCKER STAND

Dimensions

Length:	320 mm	Height:	1 800 mm
Width:	450 mm		

Features

- ≡ Satin Grey Finish
- ≡ 4 Doors

PERSONAL PROTECTIVE EQUIPMENT





Code: PPE101
3 PLY DISPOSABLE FACE MASK

Dimensions

Length: 175 mm **Width:** 95 mm

Features

- ≡ 3 Ply
- ≡ Disposable
- ≡ With Ear Loop



Code: PPE102
KN95 MASK

Dimensions

Length: 152 mm **Width:** 105 mm

Features

- ≡ >95% Filtering Effect
- ≡ FFP2 Specification



Code: PPE103
KN95 MASK WITH BREATHING VALVE

Features

- ≡ Single Sided Breathing Valve
- ≡ FFP2 Specification



SECURITY MIRRORS



SECURITY & PROTECTIVE CLOTHING





Code: SSP26

REFLECTIVE SECURITY VEST

Features

-
- ≡ Universal Size
 - ≡ Reflective Strips

Options

-
- SSP26A : Zip Front Reflective Security Vest
 - SSP26B : Velcro Front Reflective Security Vest

COMMUNICATION EQUIPMENT



COMING SOON



**MISC.
SECURITY
EQUIPMENT**



COMING SOON



PRICING & SIGNAGE PRODUCTS



SIGNAGE & DISPLAY SCREENS





Code: SLB158
COUNTERTOP LED SCREEN

Dimensions
 Length: 300 mm Height: 80 mm

Features
 ≡ Operated By Electric 220V Battery ≡ Blue



Code: SL154
5 COLOUR LED SCREEN

Dimensions
 Length: 2 300 mm Height: 480 mm

Features
 ≡ 5 Colours ≡



Code: SLW151
RED WATERPROOF LED SCREEN

Dimensions
 Length: 1 600 mm Height: 320 mm

Features
 ≡ Red Pixelated Display ≡ Waterproof ≡ Computer Software Included



Code: SLR151
RED LED SCREEN

Dimensions
 Length: 1 680 mm Height: 320 mm

Features
 ≡ Red Display ≡ Computer Software Included



Code: SLW154
WHITE LED SCREEN

Dimensions
 Length: 1 350 mm Height: 230 mm

Features
 ≡ White Display ≡ Computer Software Included

Code: SLR511
RED LED SCREEN

Dimensions
 Length: 1 368 mm Height: 240 mm

Features
 ≡ Red Display ≡ Computer Software Included



Code: SLB156
BLUE LED SCREEN

Dimensions
 Length: 350 mm Height: 60 mm

Features
 ≡ Blue LED Display ≡ Remote Programmable
 ≡ Car Chargeable ≡



Code: ALD104

ADVERTISING LIGHT DISPLAY BOX

Dimensions



Length: 300 mm Height: 1 300 mm

Features

≡ Double Sided

ADVERTISING & PRICING EQUIPMENT





Code: PELO
RACKING PLASTIC PRICE TAG

Features
 ≡ Plastic ≡ U-Type Backing

Size Options

PEL06 :	Length: 100 mm	PEL07 :	Length: 100 mm
	Height: 40 mm		Height: 55 mm
	Width: 15 mm		Width: 25 mm

Code: PEL42
EYELET PLASTIC PRICE TAG

Dimensions
 Length: 100 mm Height: 55 mm


Features
 ≡ Plastic ≡ Eyelets on Top Corners

Code: PEL1
CURVED PLASTIC PRICE TAG

Features
 ≡ Plastic ≡ Curved Design

Size Options

PEL13 :	Length: 900 mm	PEL10 :	Length: 1 200 mm
---------	----------------	---------	------------------



Code: PEL41
PLASTIC PRICE TAG FOR HOOKS

Dimensions
 Length: 80 mm Height: 40 mm

Features
 ≡ Clear Plastic ≡ Backed by Double Clips
 ≡ Attaches to Hooks

Code: PEL46
WHT PLASTIC PRICE TAG FOR HOOKS

Dimensions
 Length: 100 mm Height: 55 mm

Features
 ≡ Clear Plastic Front ≡ White Plastic Backing
 ≡ Backed by Double Clips ≡ Attaches to Hooks

Code: PEL43
SELF-ADHESIVE PLASTIC PRICE TAG

Dimensions
 Length: 1 200 mm Height: 42 mm

Features
 ≡ Plastic ≡ Self-Adhesive Backing Sticker



Code: PSP27

DESIGNED PROMOTIONAL BANNERS

Dimensions

Length: 2 000 mm Width: 500 mm

Features

- ≡ Easy to Hang
- ≡ Vinyl
- ≡ Eyelets on Corners

Design Options

- PSP27A : 'SALE' sign with trolley
- PSP27B : 'sale' sign with border
- PSP27C : Festive Season 'sale' sign
- PSP27D : 'sale' sign with Santa



Code: PSP106

POSTER BOARD 'SALE' SIGN

Dimensions

Length: 600 mm Width: 300 mm

Features

- ≡ Poster board
- ≡ Red Print
- ≡ White Background



Code: PSC10

PERSPEX SIGNAGE CLIP

Features

- ≡ Perspex
- ≡ Signage Display

Size Options

- PSC101 : Length: 210 mm | Width: 80 mm
- PSC103 : Length: 95 mm | Width: 15 mm
- PSC105 : Length: 110 mm | Width: 80 mm



Code: PSC20

PLASTIC SIGNAGE CLIP

Features

- ≡ Plastic
- ≡ Signage Display

Size Options

- PSC201 : Length: 150 mm | Width: 110 mm
- PSC203 : Length: 250 mm | Width: 110 mm



Code: PSP107

PLASTIC 'SALE' SIGN

Dimensions

Length: 600 mm Width: 300 mm

Features

- ≡ Plastic
- ≡ Red Print
- ≡ White Background

STATIONARY



COMING SOON



ADVISORY SIGNAGE



COMING SOON



SCALES & WEIGHING EQUIPMENT





Code: WES103

ELECTRONIC JEWELLERY SCALE

Dimensions

Size: 180 mm x 75 mm
 Weight Capability: 0.1 - 500 Grams

Features

- ≡ Measures: Carat/Ounces/Grams
- ≡ LCD Display
- ≡ Stainless Platform
- ≡ AAA Batteries
- ≡ Pocket Scale

Code: WES111

ELECTRONIC KITCHEN SCALE

Dimensions

Weight Capability: 1 Gram - 5 Kilograms

Features

- ≡ Measures: Ounces/Grams/Kilograms
- ≡ LCD Display
- ≡ Glass Platform
- ≡ CR2032 Battery

Code: WES12


RECHARGEABLE ELECTRONIC SCALE

Dimensions

Length: 350 mm Height: 300 mm
 Display H: 100 mm
 Weight Capability: 5 Grams - 30 Kilograms

Options Available:

- WES122 Bent-Arm LCD Display
- WES123 Upright-Arm LCD Display
- WES124 No Arm Double Sided LCD Display



Code: WES132

RECHARGEABLE ELECTRONIC PLATFORM SCALE - 150 KGS

Dimensions

Length: 400 mm Height: 500 mm
 Full H: 900 mm
 Weight Capability: 2 - 150 Kilograms

Code: WES133

RECHARGEABLE ELECTRONIC PLATFORM SCALE - 150 KGS

Dimensions

Length: 400 mm Height: 500 mm
 Full H: 900 mm
 Weight Capability: 2 - 300 Kilograms

Code: WES134

1000 KGS PLATFORM SCALE

Dimensions

Length: 1 000 mm Height: 1 000 mm
 Max Weight Capability: 1 000 Kilograms



Code: WES142

ELECTRONIC PERSONAL SCALE

Dimensions

Weight Capability: 5 Gram - 150 Kilograms

Features

≡ **Glass Platform**



Code: WES161

BARCODE PRICING SCALE

HARDWARE & TOOLS



COMING SOON



MISC. PRODUCTS



WELCOME MATS





Code: MPW21

'WELCOME' FLOOR MAT | SMALL

Dimensions

Length: 800 mm Width: 600 mm

Colour Options

MPW21B : Blue MPW21G : Green MPW21R : Red

Code: MPW22

'WELCOME' FLOOR MAT | LARGE

Dimensions

Length: 1 250 mm Width: 800 mm

Colour Options

MPW22B : Blue MPW22G : Green MPW22R : Red

CLEANING PRODUCTS



COMING SOON

